

Gaston County Schools
Board of Education Retreat
Friday, January 27, 2023
Immediately Following Board of Education Meeting

MINUTES

The Gaston County Board of Education held its annual retreat on Friday, January 27, 2023 immediately following the Board of Education Meeting in the Linda Rader Staff Development Center, 240 Eighth Avenue, Cramerton, NC. Those Board Members in attendance were: Chairman Jeff Ramsey, Vice Chairman Dot Cherry, Josh Crisp, Lee Dedmon, Dot Guthrie, Tod Kinlaw, Robbie Lovelace, Brent Moore, and A.M. Stephens, III.

Additional attendees include: Superintendent Dr. W. Jeffrey Booker, Attorney Sonya McGraw, Associate Superintendents Melissa Balknight and Gary Hoskins, Chief Communications Officer Todd Hagans, and Board Clerk Dana Luoto.

Dr. Booker presented "Reflection" as a group activity.

Technology Support Services

Superintendent Booker recognized Dr. Aaron Slutsky who presented a PowerPoint on Technology Support Services. Discussion followed.

(View PowerPoint)

Accountability and Strategic Planning Progress

Superintendent Booker recognized Dr. Rebekka Powers who presented a PowerPoint on Accountability and Testing. Discussion followed.

(View PowerPoint)

Academic Services

Superintendent Booker recognized Dr. Melissa Balknight who presented a PowerPoint on Academic Services. Discussion followed.

(View PowerPoint)

Auxiliary Services

Superintendent Booker recognized Dr. Morgen Houchard who introduced Mr. David Bellamy with LS3P. Mr. Bellamy presented a PowerPoint on Grier Middle School Replacement.

(View PowerPoint)

Dr. Morgen Houchard presented a PowerPoint on Auxiliary Services.

(View PowerPoint)

Finance and Operations

Superintendent Booker recognized Mr. Gary Hoskins who presented a PowerPoint on Finance.

(View PowerPoint)

Auxiliary Services

Superintendent Booker recognized Dr. Morgen Houchard who presented a PowerPoint on Bond and Capital Projects.

(View PowerPoint)

Superintendent Booker thanked Board Members for attending the Retreat.

Chairman Ramsey thanked Board Members for attending the Retreat and staff for all of their work that went into preparing for the retreat. The next Board of Education Meeting will be Monday, February 20, 2023.

Chairman Ramsey announced the following:

Curriculum & Instruction Committee Members

Dot Guthrie – Chair

Josh Crisp

Tod Kinlaw

Robbie Lovelace

Operations Committee Members

Brent Moore – Chair


Dot Cherry


Lee Dedmon

A.M. Stephens

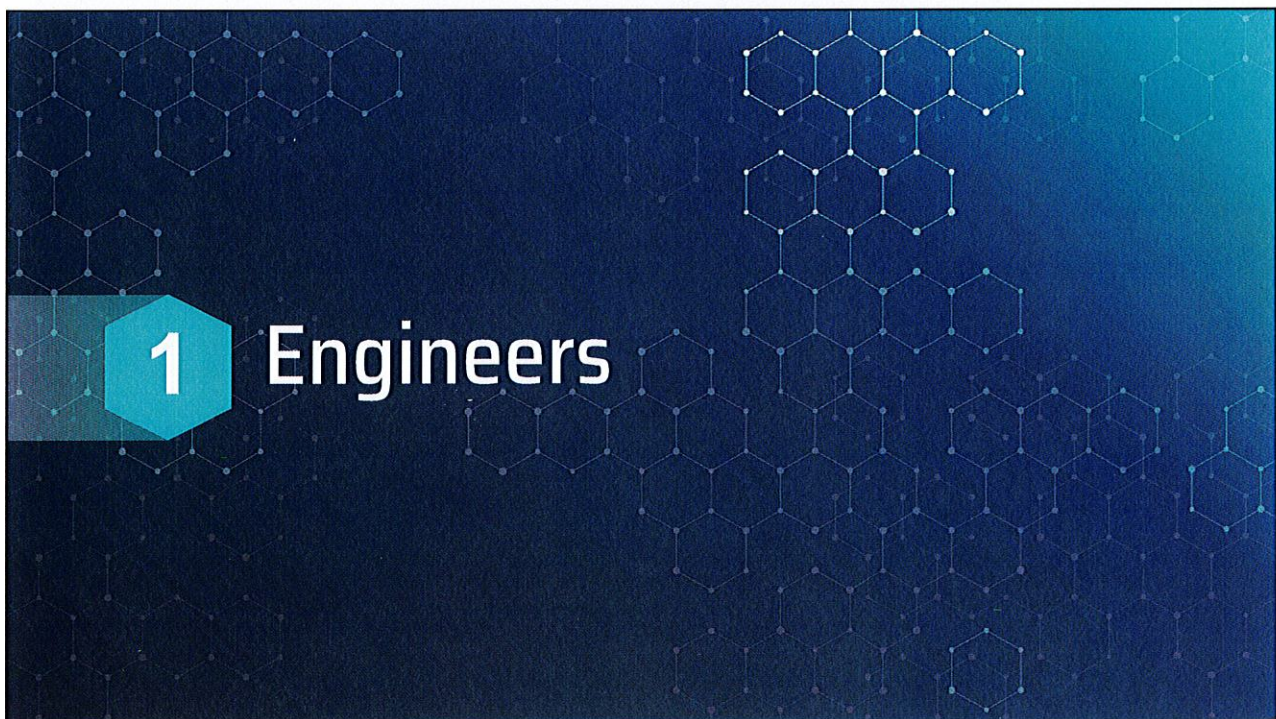
The Board Meeting adjourned at 4:35 p.m.

Approved:

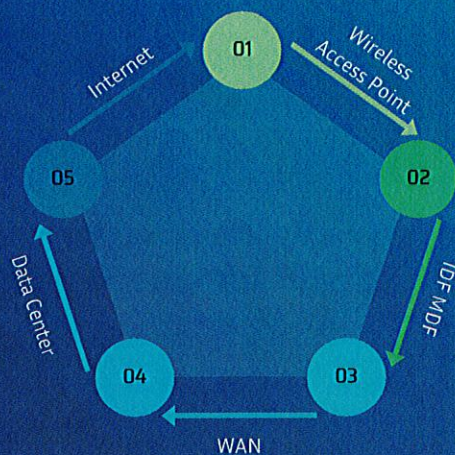

Jeff K. Ramsey, Chairman
[Corporate Seal]


W. Jeffrey Booker, Secretary

Date Approved: 2/20/2023


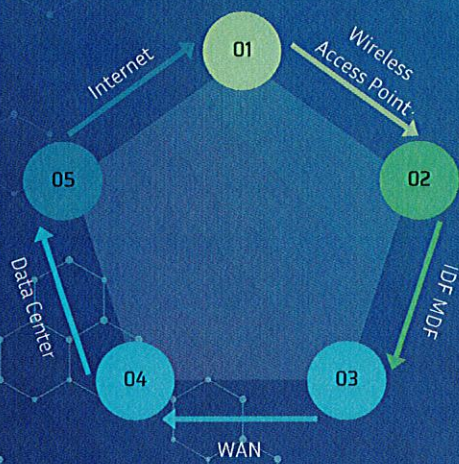


What Happens When You Click a Link?



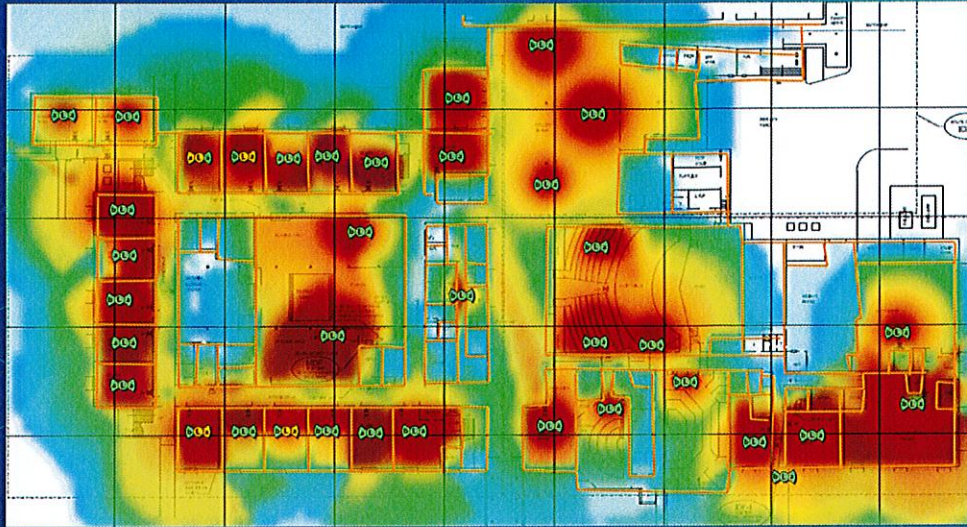
3

What Happens When You Click a Link?

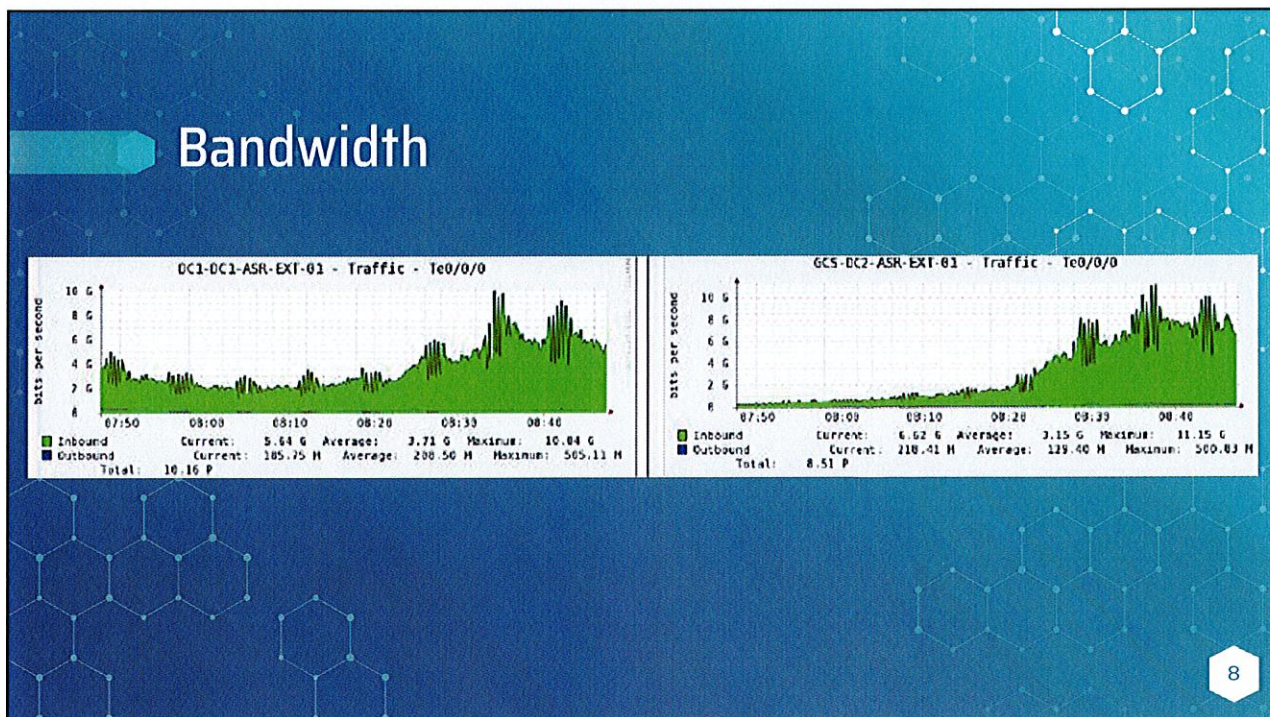
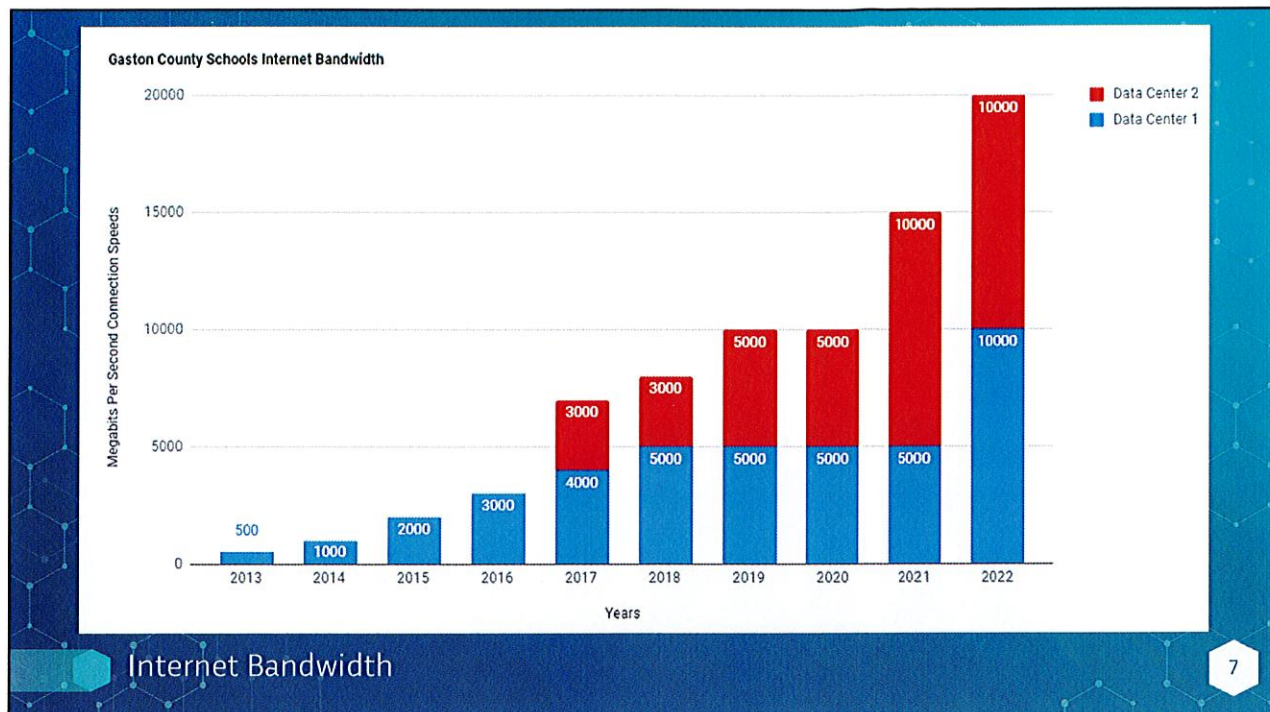


4

Wifi Network



If you build it,
they will come



Wifi Post Pandemic



Wifi Post Pandemic

Hotspots for students

T-Mobile Project 10 Million

No monthly costs to the district

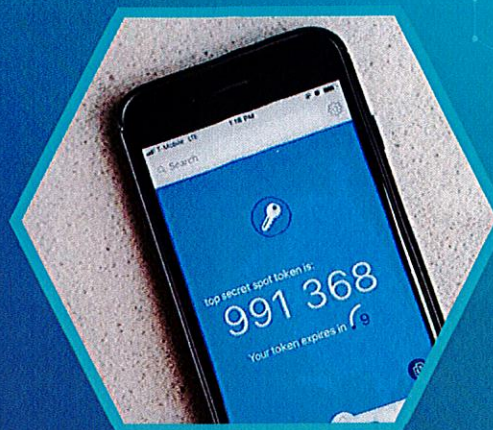
Agreement expires in 2025



MFA

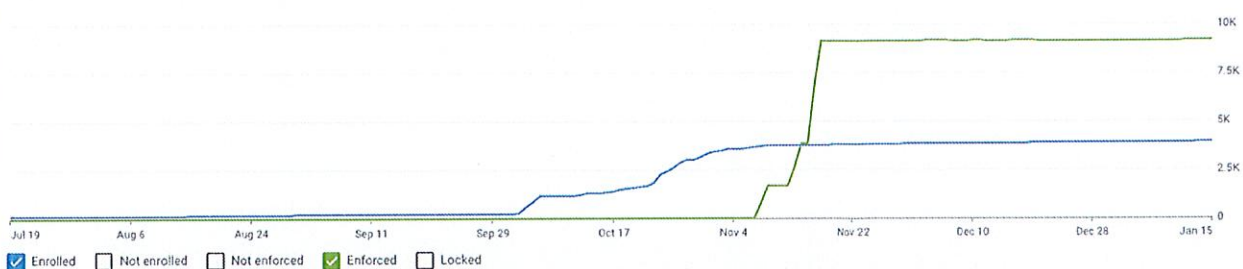
Multi-Factor Authentication

Use two or more authentication factors to gain access to your account.



13

2-Step verification enrollment and enforcement



Staff MFA Enrollment and Enforcement

14

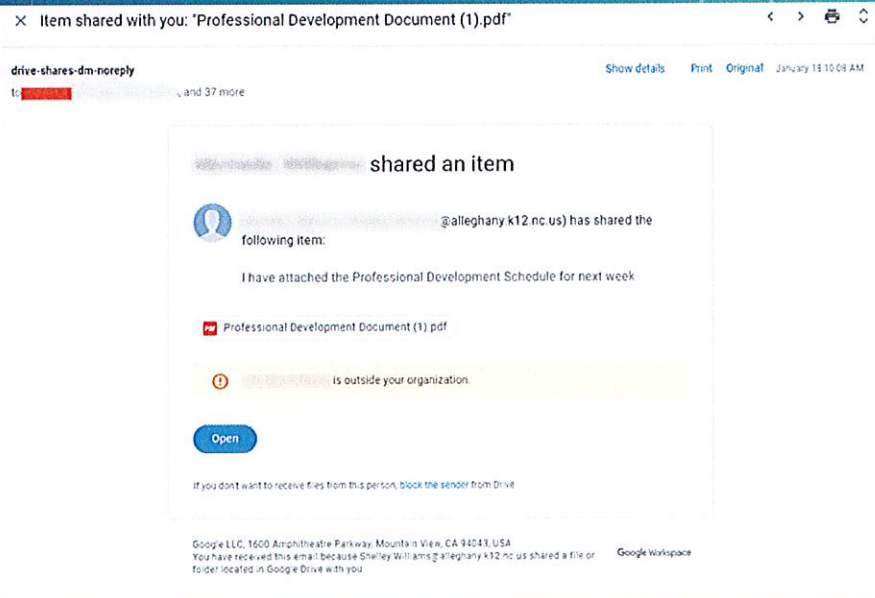
Phishing

Business Email Compromise

scammer uses email to trick someone into sending money or divulging confidential company info.

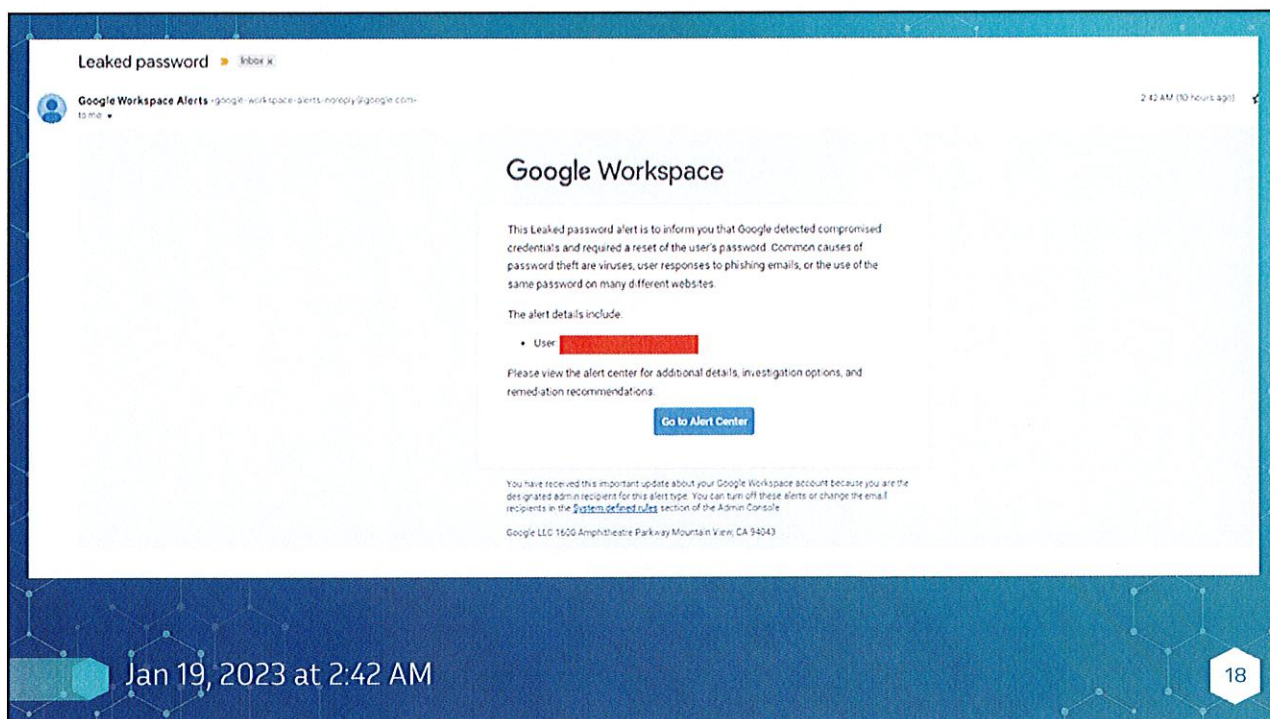
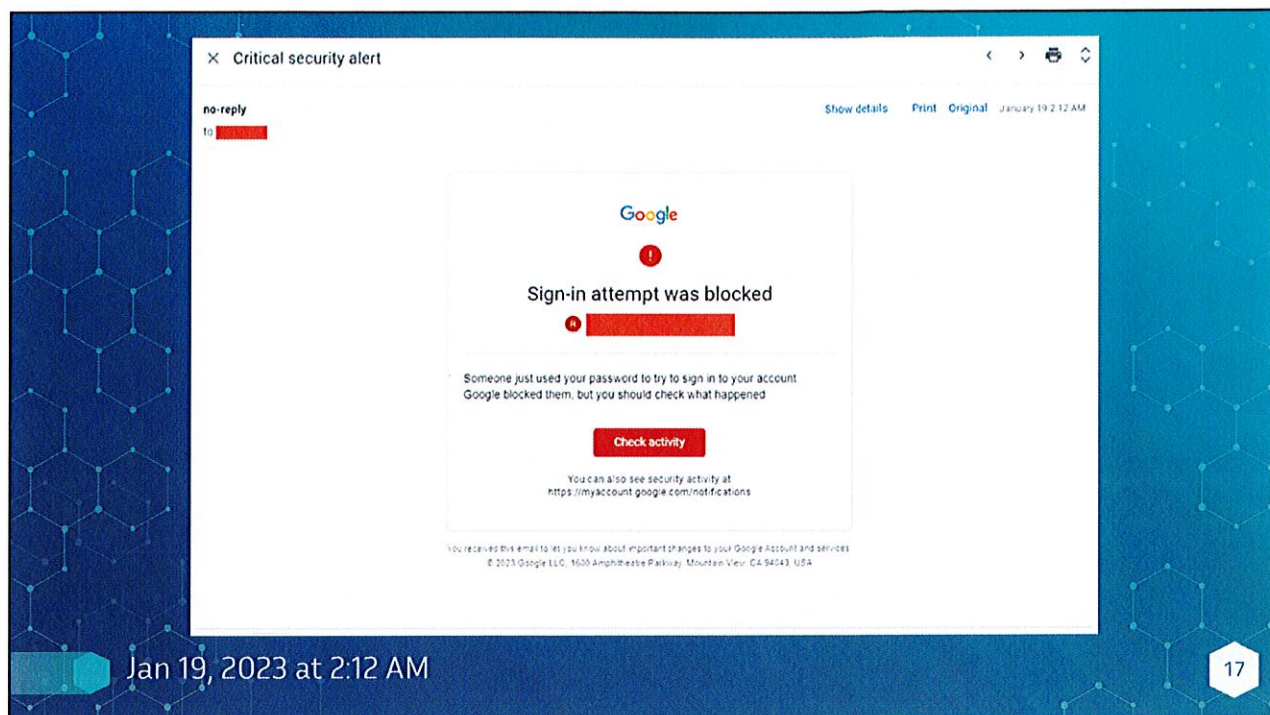


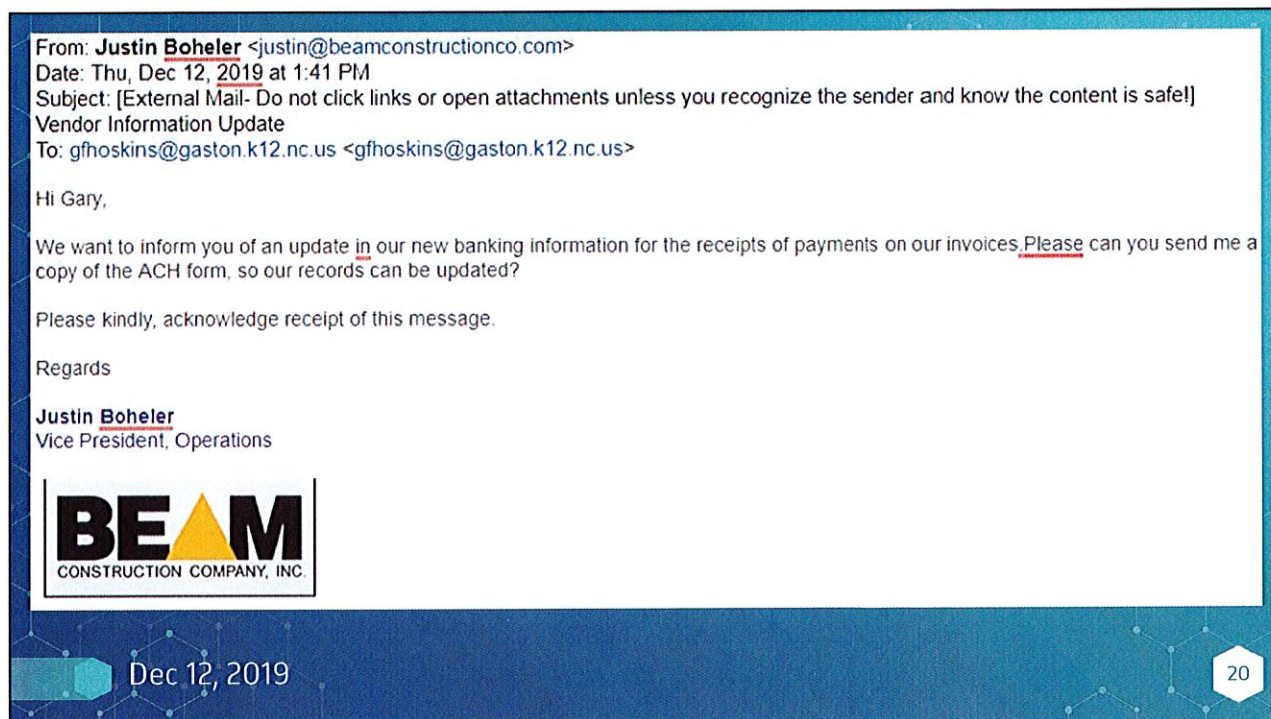
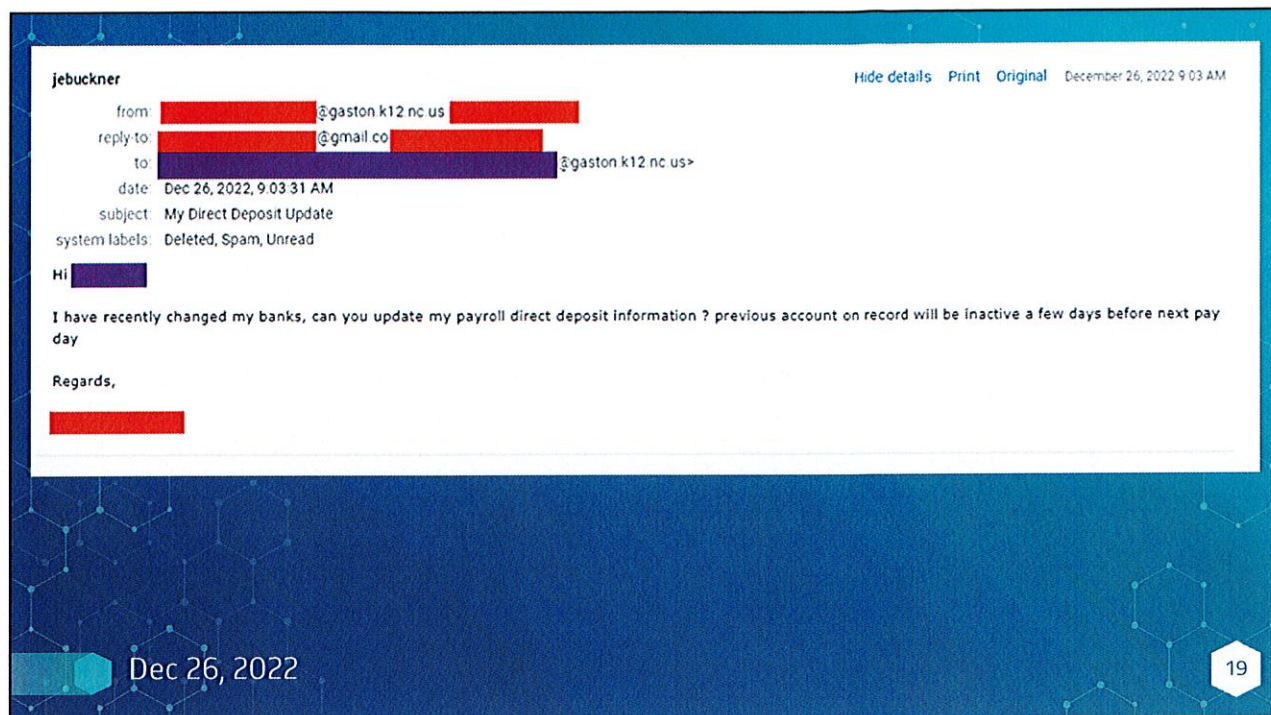
15



Jan 18, 2023 at 10:08 AM

16





[News](#)
[Weather](#)
[Sports](#)
[VERIFY](#)

[ADVERTISE WITH US](#)
[SEE THE DIFFERENCE](#)
[WHERE'S THE MONEY](#)
[CONNECT THE DOTS](#)

INVESTIGATORS

Scammers trick Cabarrus County out of \$2.5 million earmarked for school construction

County leaders told NBC Charlotte the request looked legitimate; the scammers using the contractor's real names, logos, even copies of signed approvals.

Emails started Nov. 27, 2018

21

22 Dec 2022 - 20 Jan 2023
Gaston County Schools Threat Protection Report
We have inspected a total of 1851349 emails

1538 Incidents

833 Phishing

370 Spam

335 Safe

66531 Remediated Emails

Post-Delivery Protection

RESOLVED AUTOMATICALLY
681 Incidents

REPORTED BY

351 Mailbox Anomaly

4 Users

328 Community

RESOLVED BY

0 Computer Vision

624 Threats

57 Malware & URL Scanners

ANALYST TIME SAVED
312 Hr 7 Min

RESOLVED BY ANALYST
854 Incidents

REPORTED BY

498 Mailbox Anomaly

357 Community

MEDIAN RESOLUTION TIME

0 Hr 0 Min
33 Minutes at other companies


ANALYST TIME SAVED
388 Hr 46 Min

POTENTIAL SAVED INVESTIGATION TIME*
700 Hr 54 Min


22

2 Technology Technicians

Technical Support



Computing Devices
Chromebooks, iPads,
Desktops, Laptop



Classroom Displays
LED TVs, SMART Boards,
SMART Panels

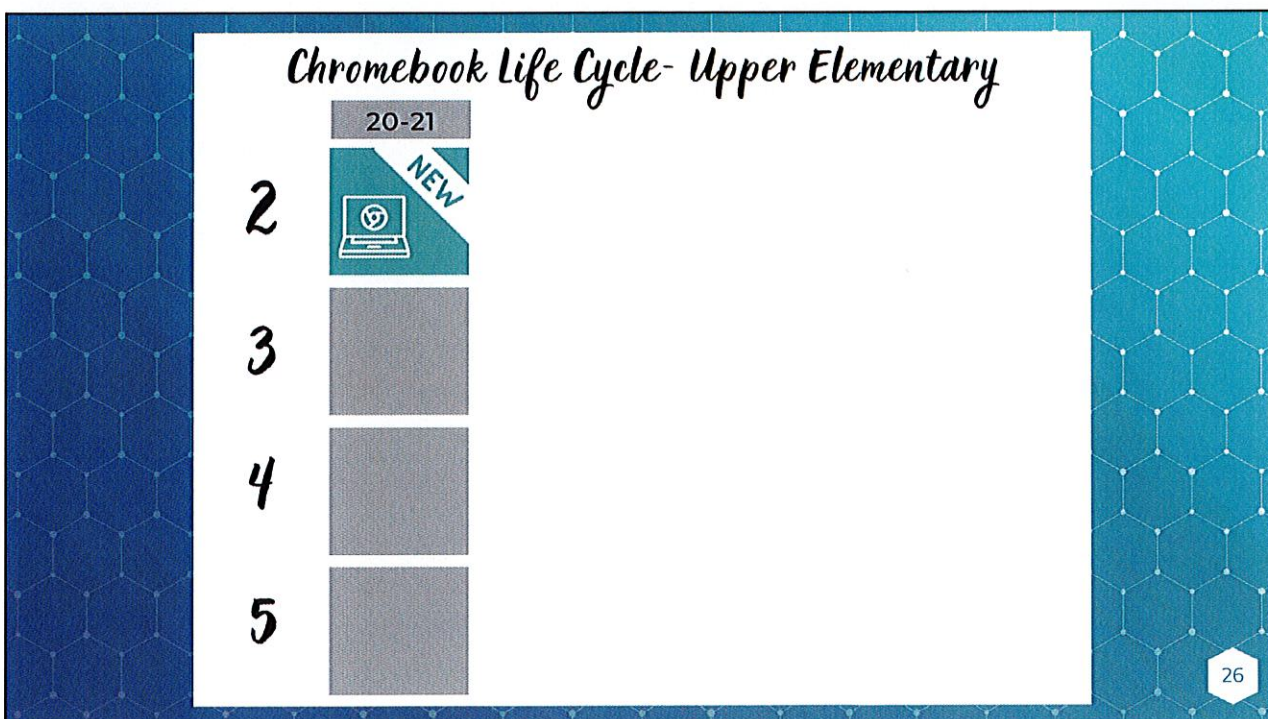



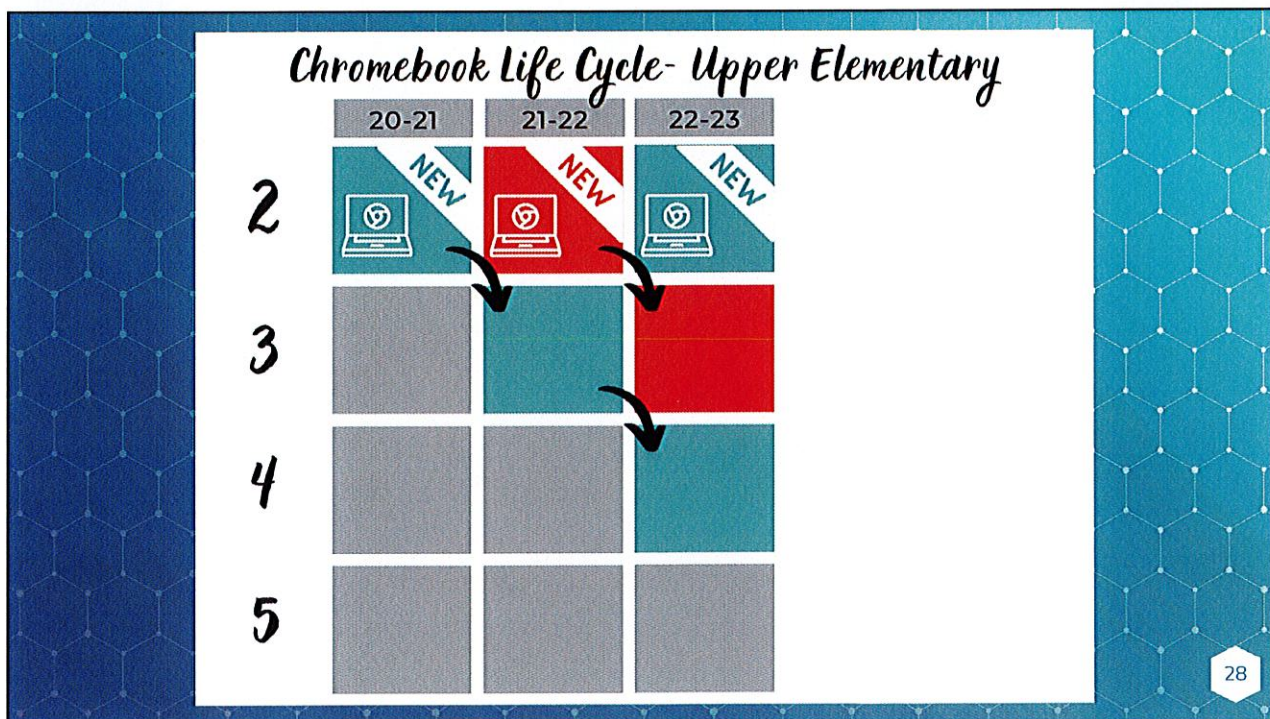
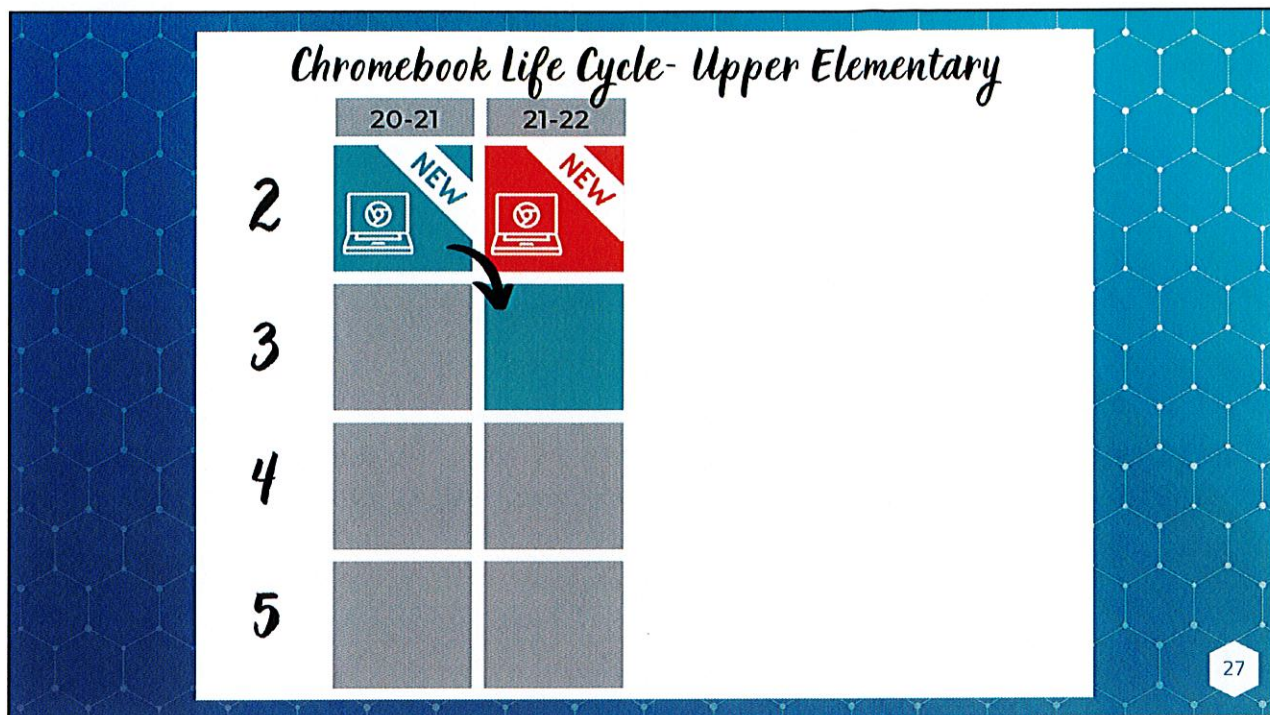
Phones
iPhones and VoIP Phones


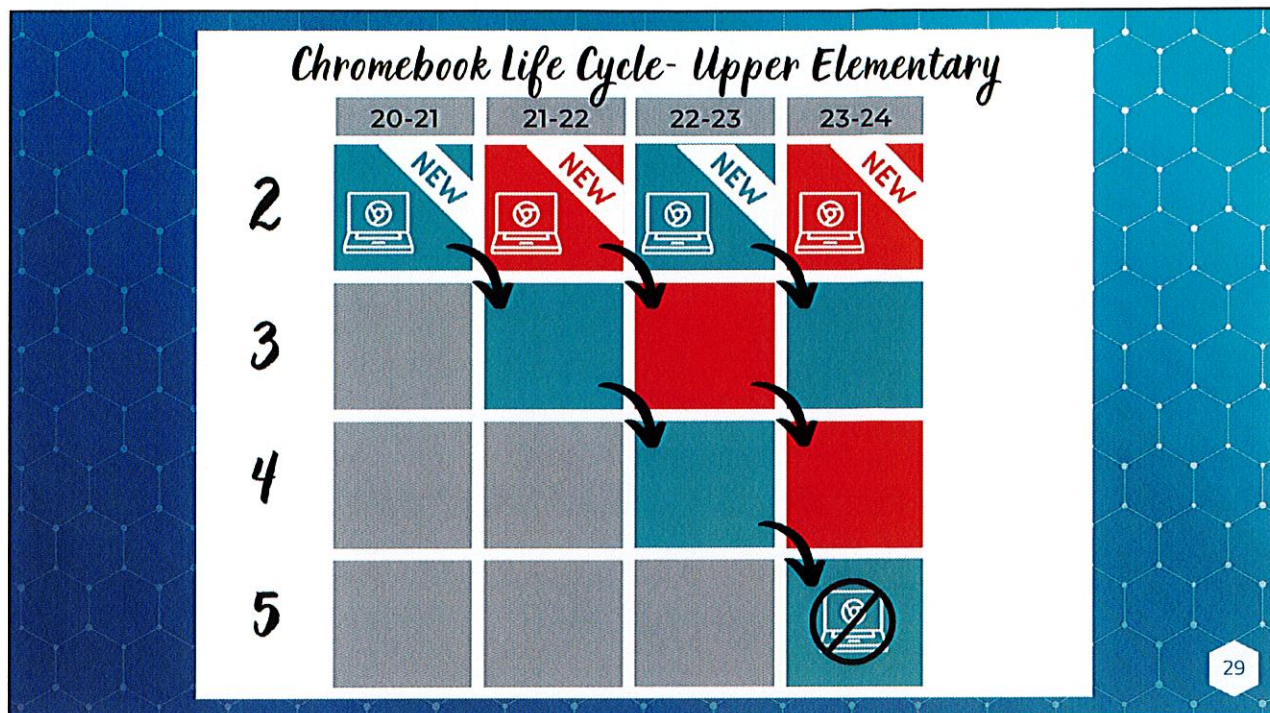


Network Equipment
Switches and Access
Points




24













Chromebook Life Cycle- Middle School

	20-21
6	
7	
8	

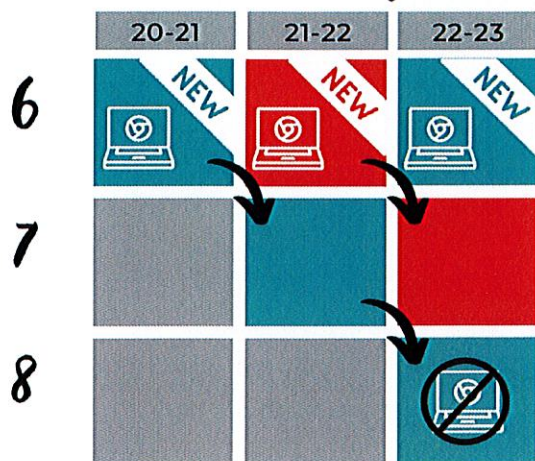
31

Chromebook Life Cycle- Middle School

	20-21	21-22
6		
7		
8		

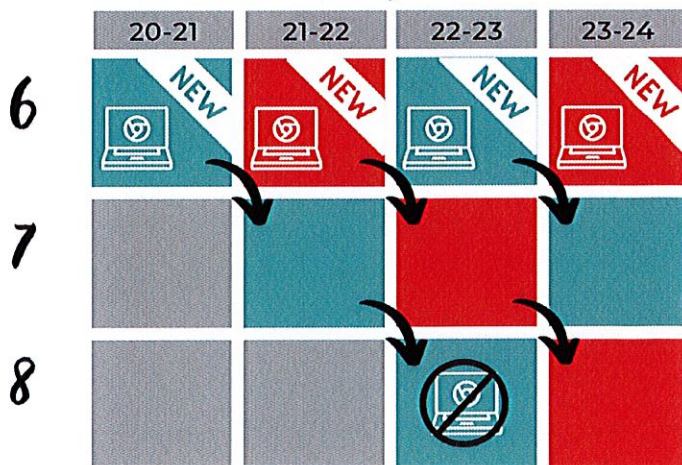
32

Chromebook Life Cycle- Middle School



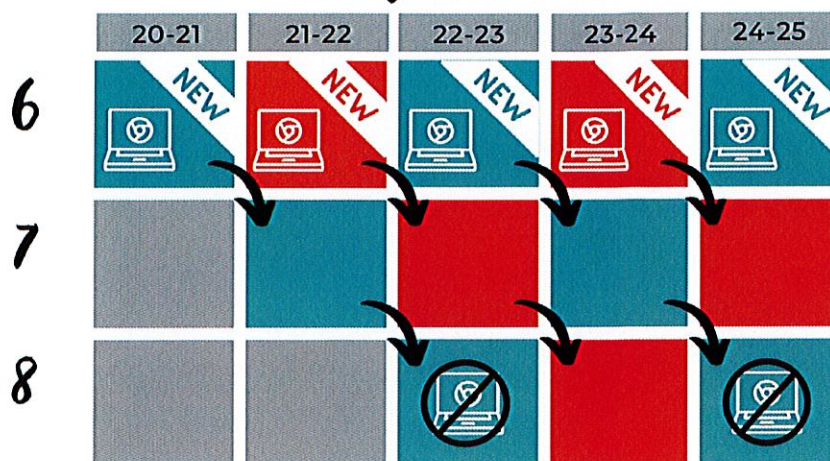
33

Chromebook Life Cycle- Middle School



34

Chromebook Life Cycle- Middle School



35

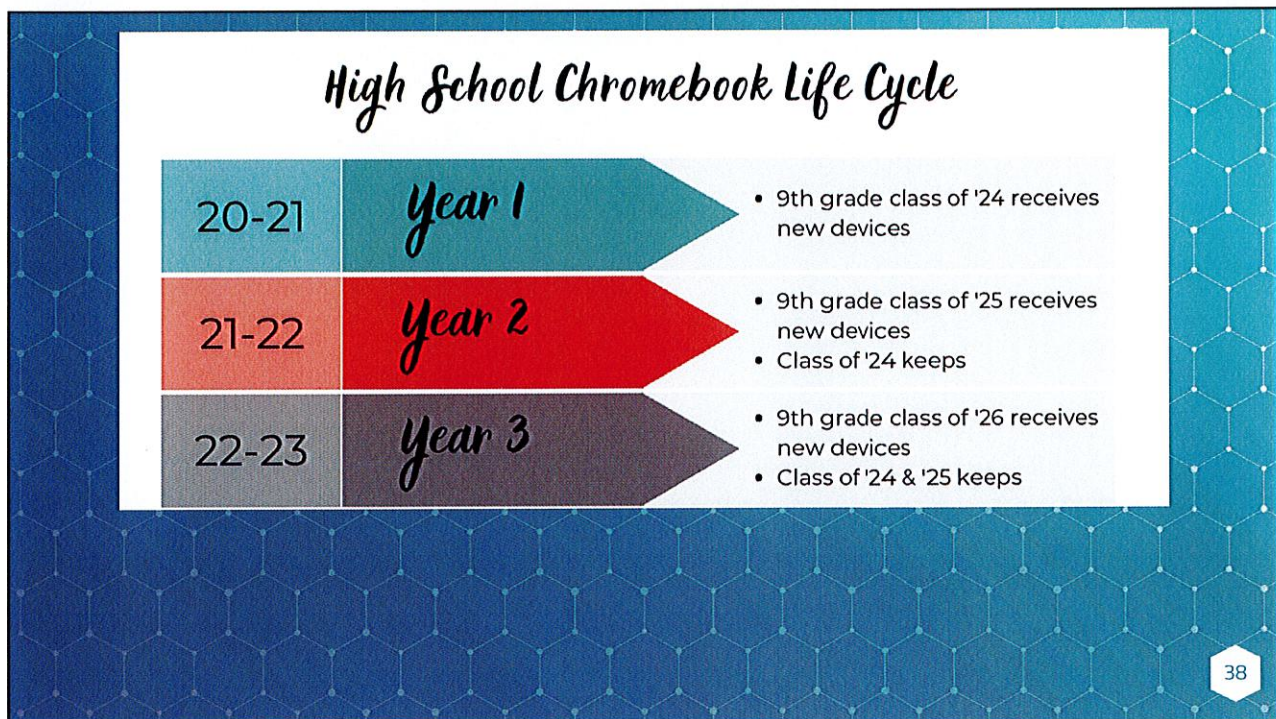
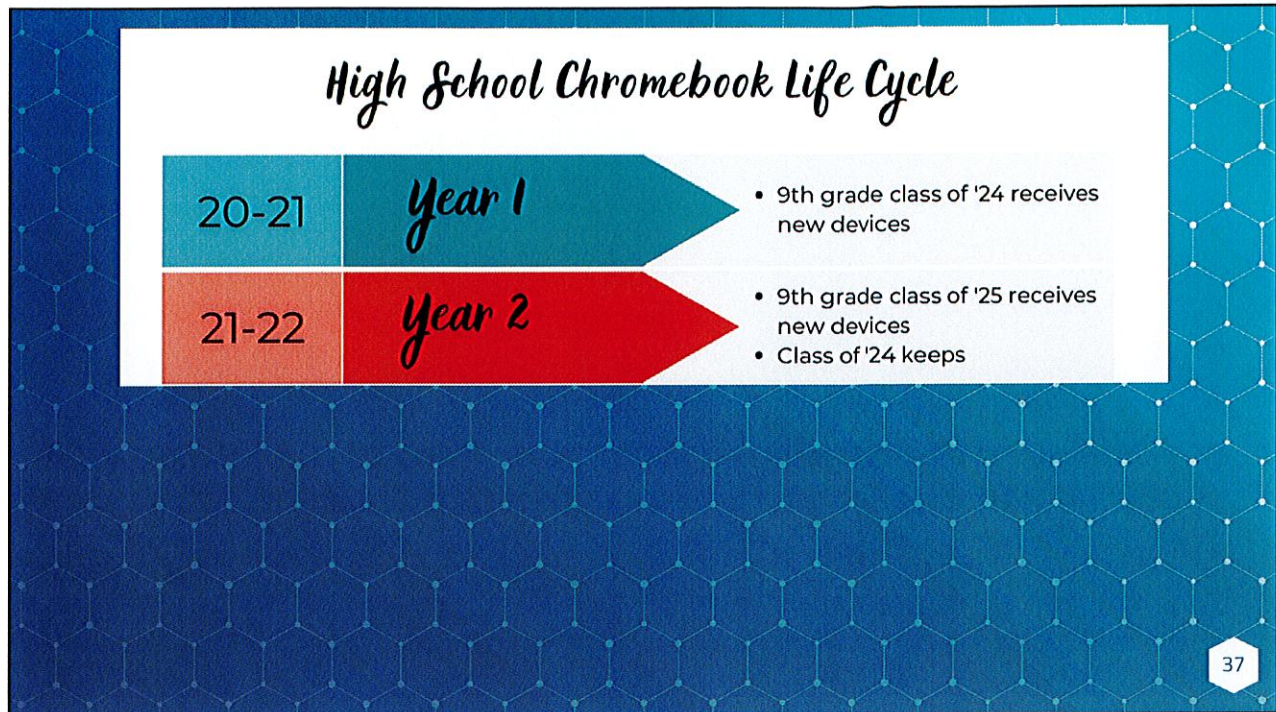
High School Chromebook Life Cycle

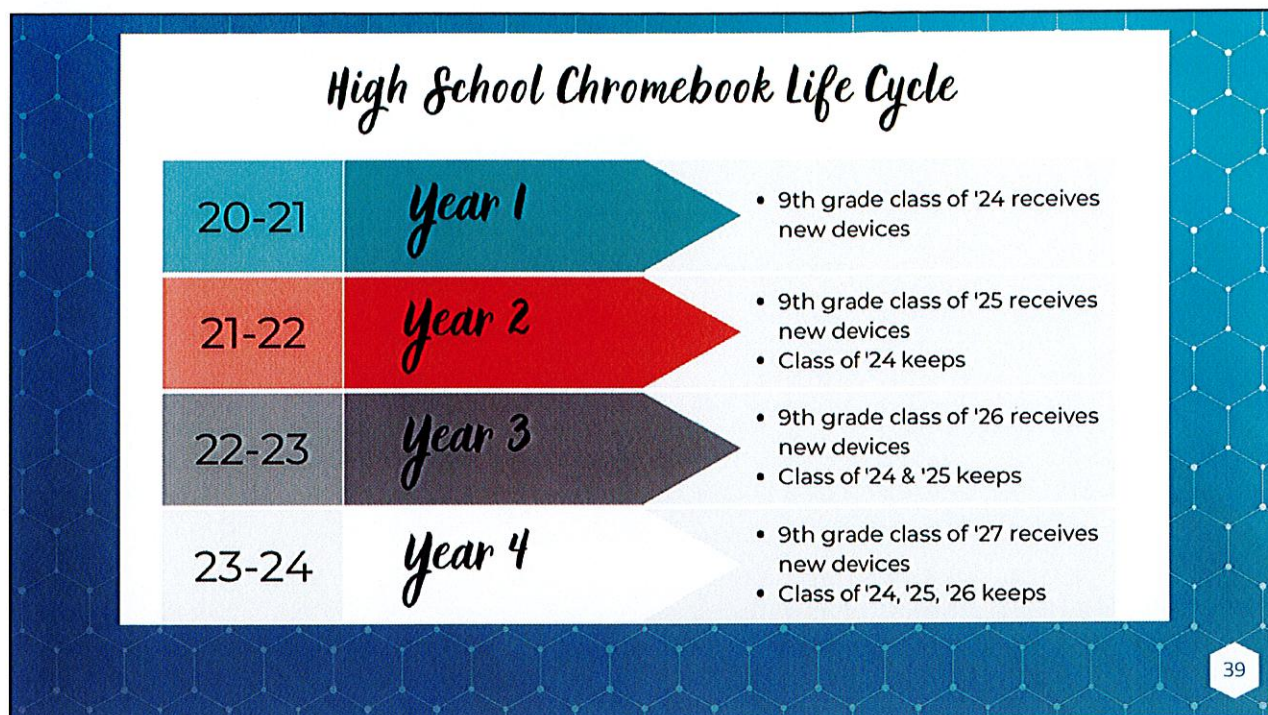
20-21

Year 1

- 9th grade class of '24 receives new devices

36





Upcoming Projects

Standardizing on the device connected to the LED TV in each classroom

Refresh Cycle

Made possible with ESSER Funds










Upgrading the SMART Boards to SMART Panels at Webb Street

Made possible with ESSER Funds

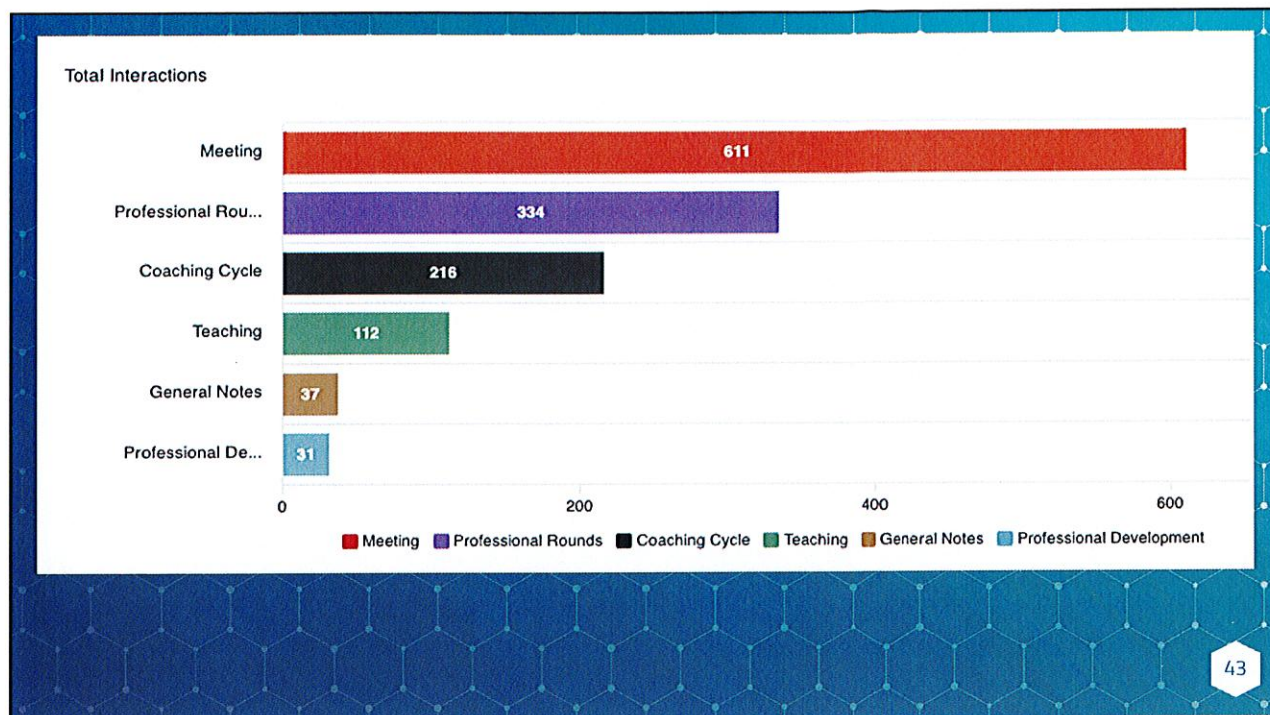
40

3 Instructional Technology Facilitator

ITF SUPPORT MENU

JUST GETTING STARTED? Goal Setting There's a ton of things going on and you want some clarity with where you are going. 	ALREADY MAKING IT HAPPEN? Lesson Demonstration You want to see a strategy taught before implementing it yourself for the first time. 	PERFECTING THE PROCESS? Resource Provider You want ideas when you feel like trying something new! 
 Co-Planning You have an idea or focus standards for a project/lesson but want a thought partner to help lay out your plan.	 Co-Teaching You have an idea for a lesson but want support planning and teaching the lesson in class.	 Technology PD You want help for your grade-level team to refine your instruction and try a new method!
Tech Integration Support You have a project/lesson but want to talk through how you've planned to use technology. 	In-Class Support You want support with rolling out something/trying something new OR you want to get feedback on how a strategy or activity is going. 	Visit Gaston Digital https://bit.ly/gastondigital 

42



GASTON DIGITAL
powered by the ITF's

bit.ly/gastondigital

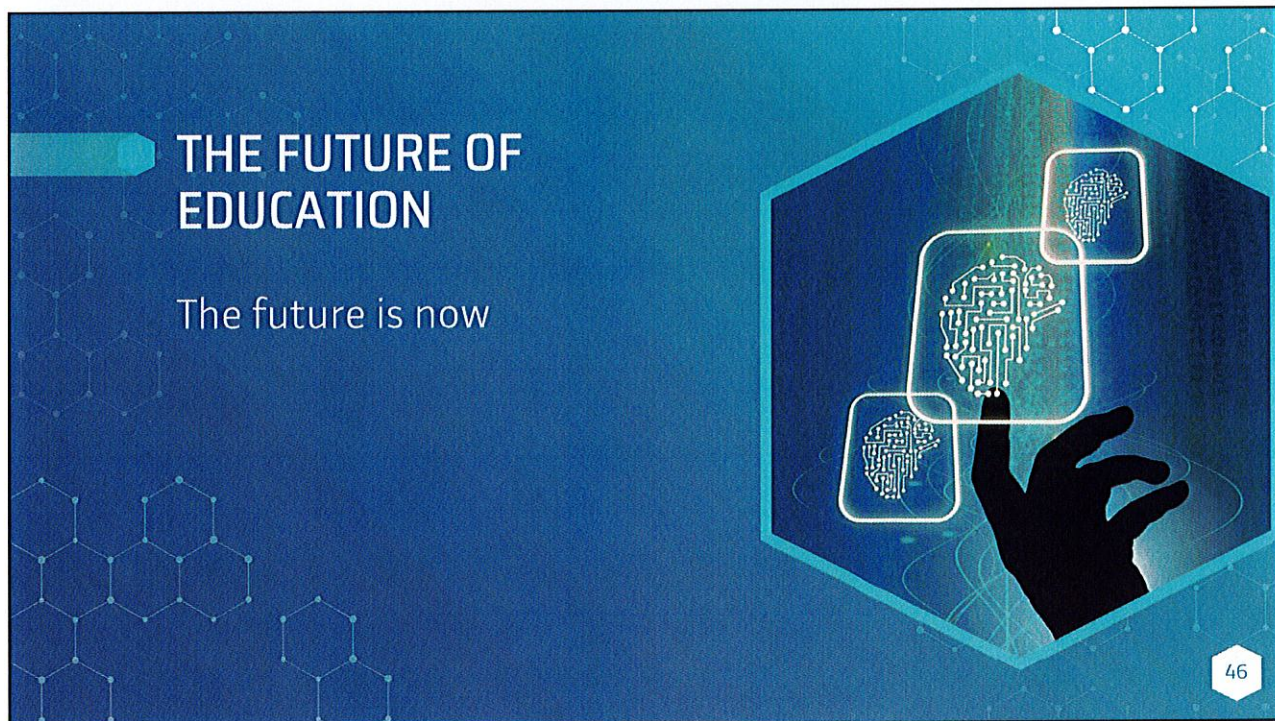

ITF's of GCS
@GastonOnlineVideos
526 subscribers

HOME VIDEOS LIVE **PLAYLISTS** COMMUNITY CHANNELS ABOUT

Created playlists

- BYOD (3 videos)
- MicroBit (5 videos)
- Coding (6 videos)
- Gmail (4 videos)
- Standards-based Grading in Schoology (4 videos)
- Google Can Do That (19 videos)
- Blended Learning (1 video)
- Getting Started with Canvas (5 videos)
- EduPuzzle (1 video)
- Practice playlist (5 videos)
- Schoology Videos with Spanish (6 videos)
- Videos with Spanish subtitles (5 videos)

44



PROTECTING THE PRIVACY OF STUDENT DATA

Privacy

practices related to the collection, use, handling, disclosure and deletion of personally identifiable information

Security


protections preventing unauthorized access to the data and preserving the confidentiality, integrity and availability of the information

47

Why Does Student Data Privacy Matter?

- ◆ Legal
- ◆ Protects students
- ◆ Protects the district

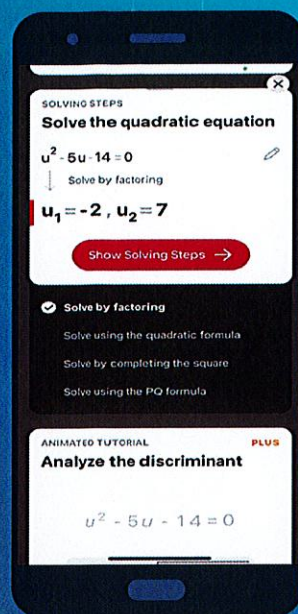
48





Photomath

You are not always going to
have a calculator in your pocket.


Aaron Slutsky
8th Grade Math Teacher
Circa 2001



51



Artificial intelligence has the power to revolutionize education by providing personalized learning experiences, unlocking new opportunities for understanding, and enabling us to create a more equitable and inclusive learning environment for all students





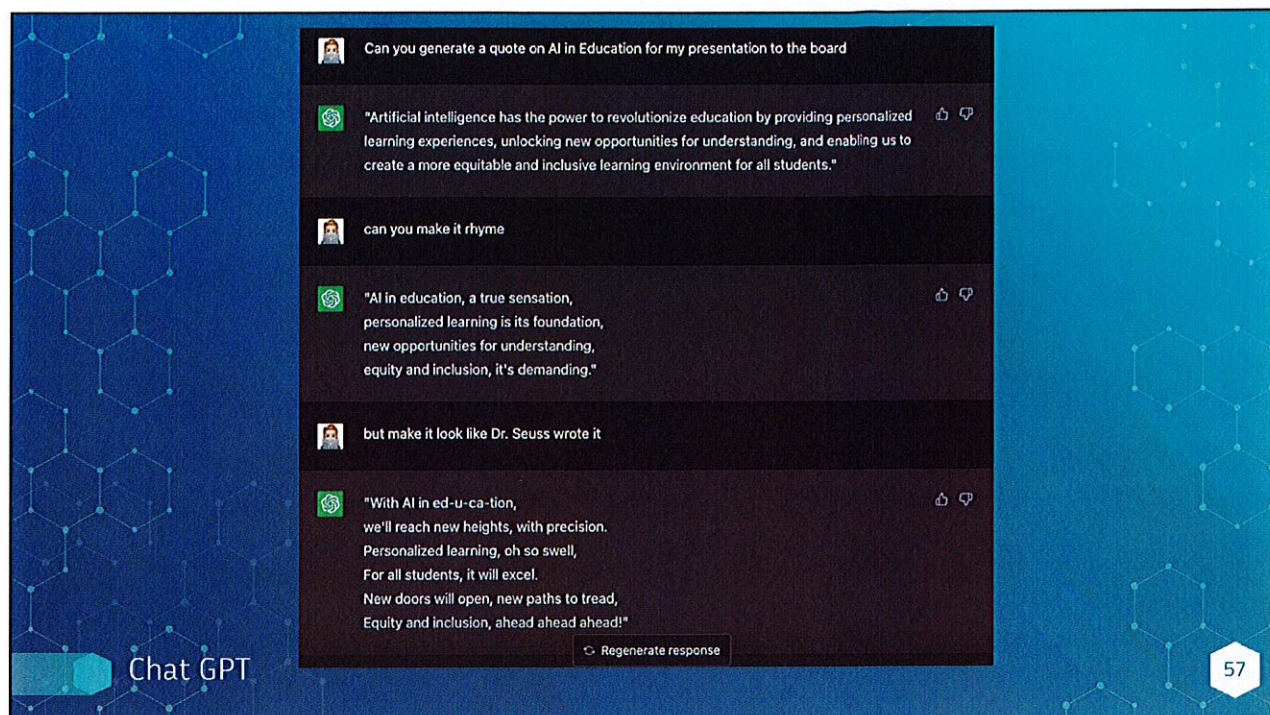
AI in education, a true sensation,
personalized learning is its foundation,
new opportunities for understanding,
equity and inclusion, it's demanding.

55



With AI in ed-u-ca-tion,
we'll reach new heights, with precision.
Personalized learning, oh so swell,
For all students, it will excel.
New doors will open, new paths to tread,
Equity and inclusion, ahead ahead ahead!

56



Chat GPT

Can you generate a quote on AI in Education for my presentation to the board

"Artificial intelligence has the power to revolutionize education by providing personalized learning experiences, unlocking new opportunities for understanding, and enabling us to create a more equitable and inclusive learning environment for all students."

can you make it rhyme

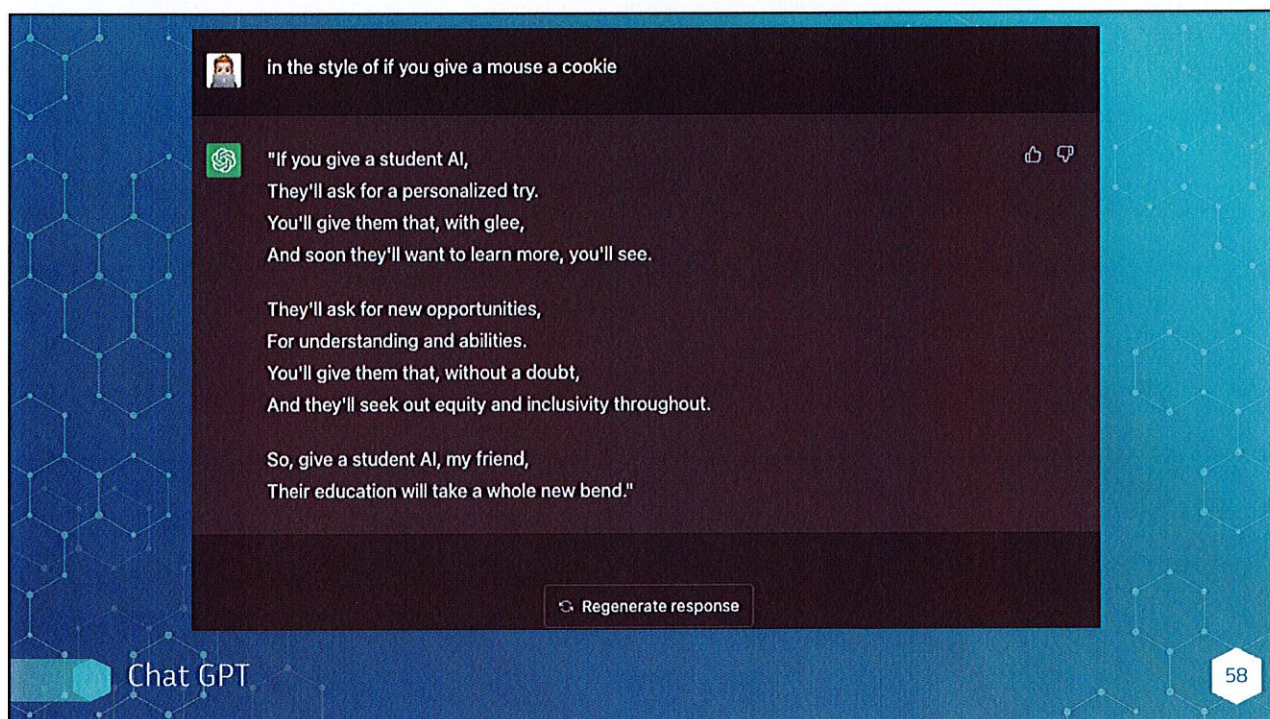
"AI in education, a true sensation,
personalized learning is its foundation,
new opportunities for understanding,
equity and inclusion, it's demanding."

but make it look like Dr. Seuss wrote it

"With AI in ed-u-ca-tion,
we'll reach new heights, with precision.
Personalized learning, oh so swell,
For all students, it will excel.
New doors will open, new paths to tread,
Equity and inclusion, ahead ahead ahead!"

Regenerate response

57



Chat GPT

in the style of if you give a mouse a cookie

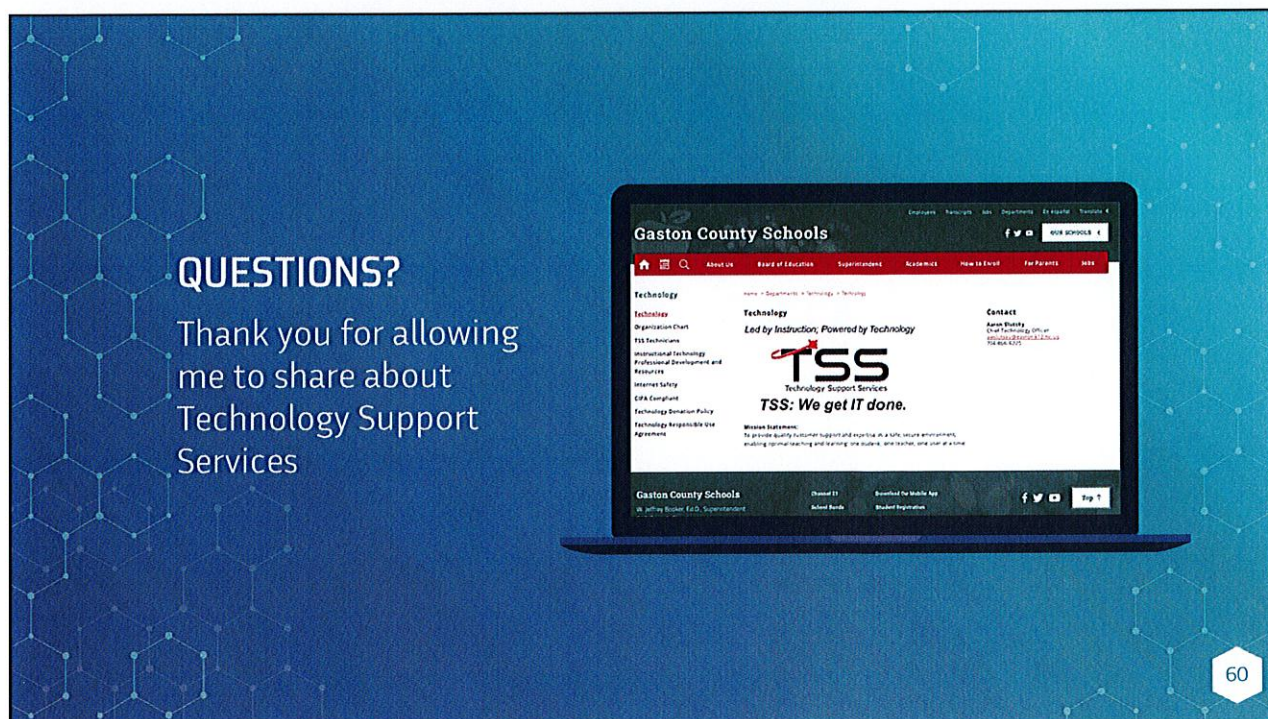
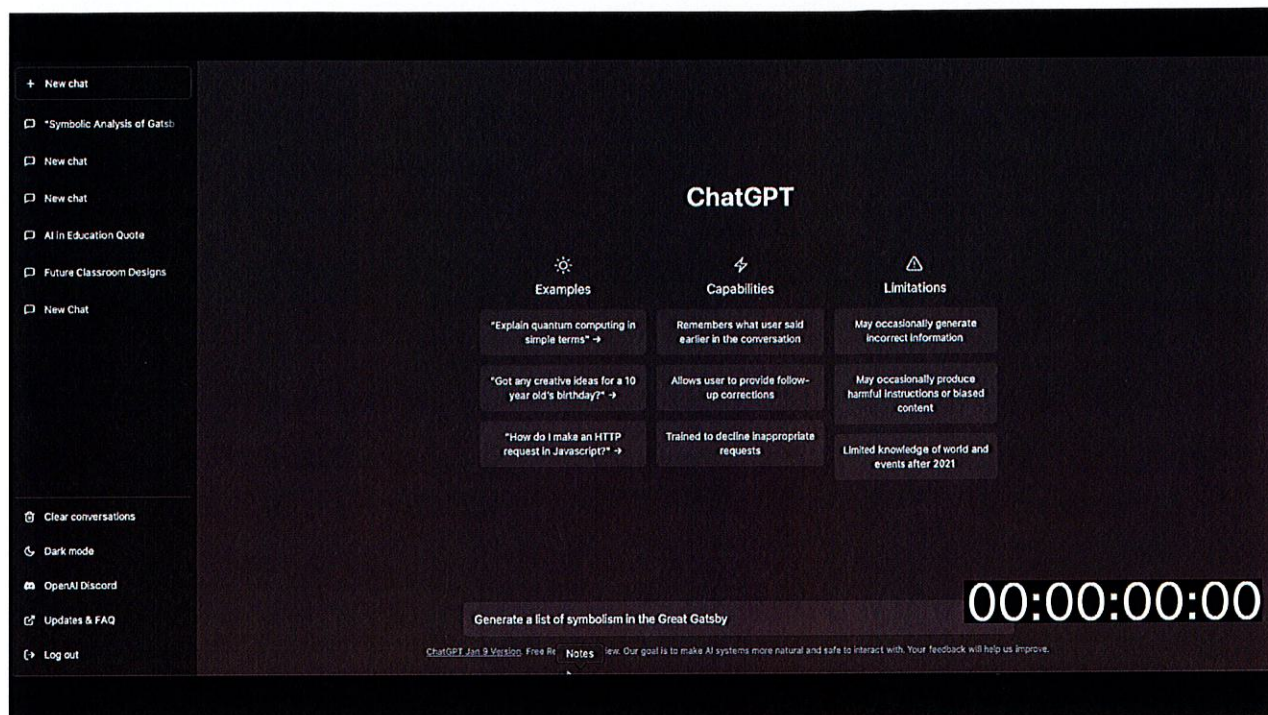
"If you give a student AI,
They'll ask for a personalized try.
You'll give them that, with glee,
And soon they'll want to learn more, you'll see.

They'll ask for new opportunities,
For understanding and abilities.
You'll give them that, without a doubt,
And they'll seek out equity and inclusivity throughout.

So, give a student AI, my friend,
Their education will take a whole new bend."

Regenerate response

58



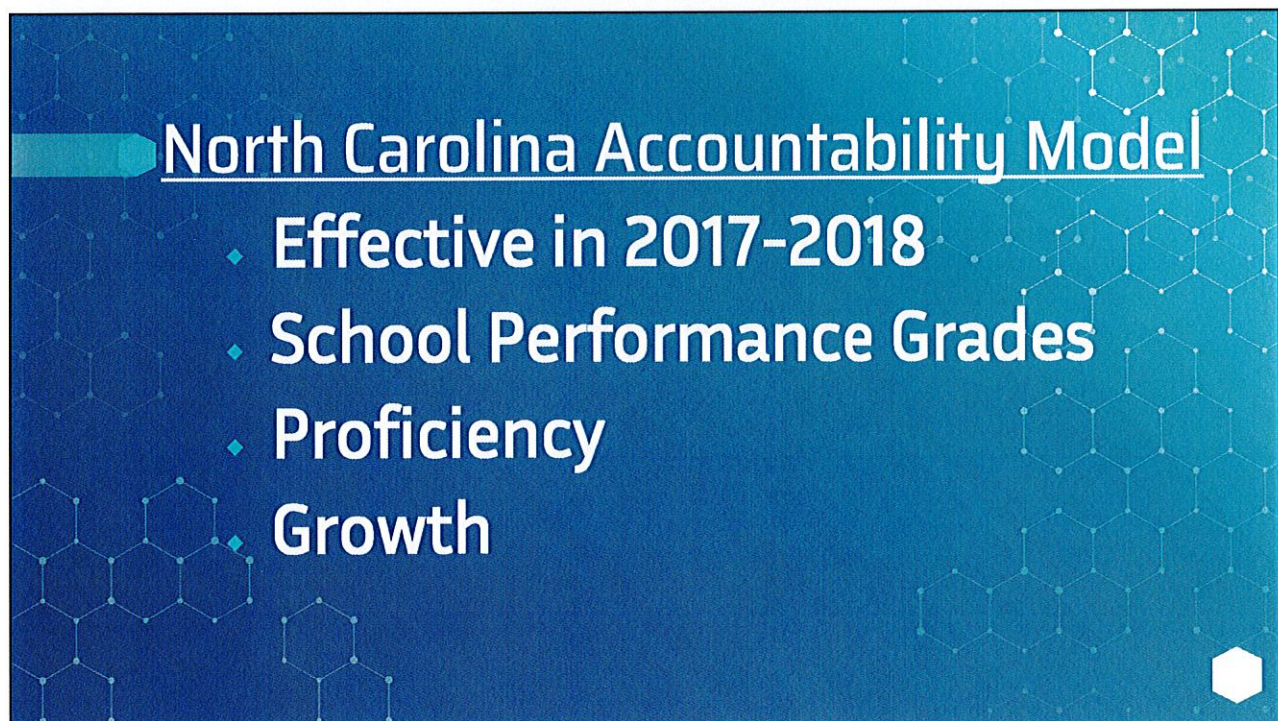
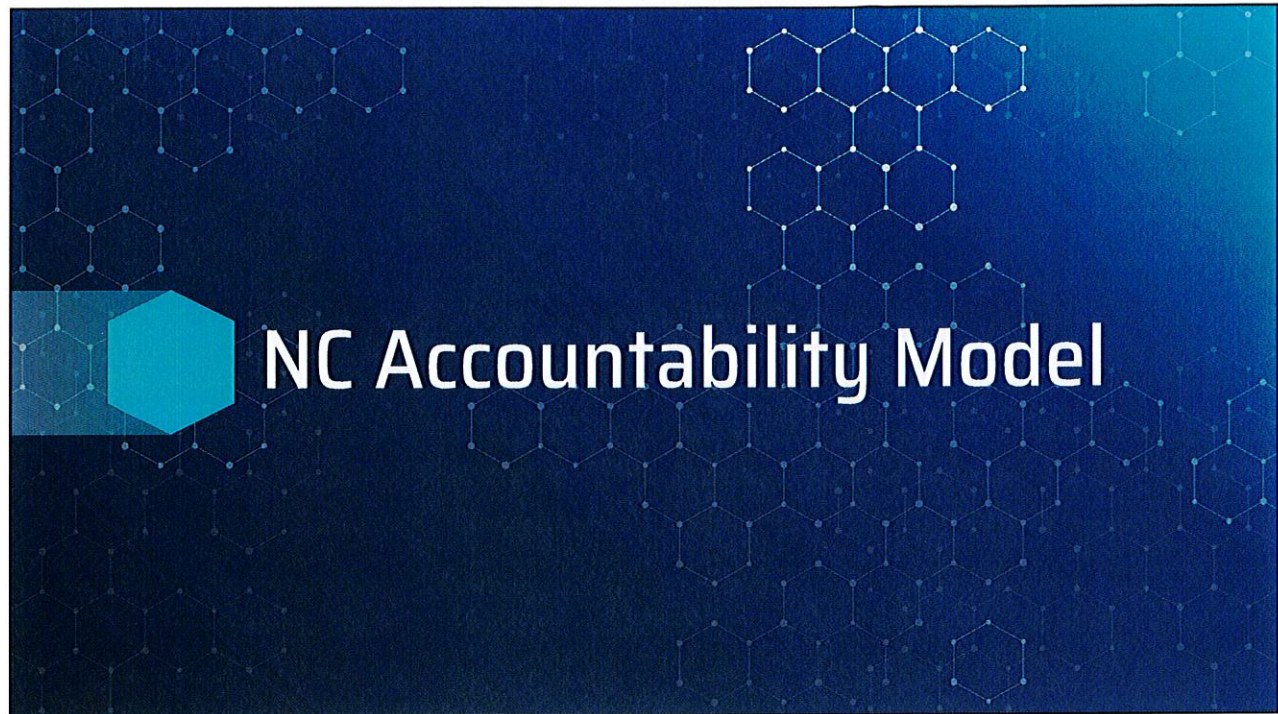


Accountability & Testing

We will review...

- ◆ NC Accountability Model
- ◆ Strategic Planning
- ◆ Accreditation





School Performance Grades

Elementary and Middle Schools

Achievement Indicators - 80%

ELA/Reading EOG Scores
Math EOG Scores
NC Math 1 EOC Scores
Science EOG Scores
English Learner Progress

Growth Indicators - 20%

ELA/Reading EOG Scores
Math EOG Scores
NC Math 1 EOC Scores
Science EOG Scores

School Performance Grades

High Schools

Achievement Indicators - 80%

English II EOC Scores
NC Math 1 EOC Scores
NC Math 3 EOC Scores
Cohort Graduation
English Learner Progress
Biology EOC Scores
ACT/ACT WorkKeys
Math Course Rigor

Growth Indicators - 20%

English II EOC Scores
NC Math 1 EOC Scores
NC Math 3 EOC Scores

School Performance Grade Calculations

- ◆ Low Performing Schools Designations
- ◆ Federal Designations
 - Targeted Support and Improvement (TSI)
 - Comprehensive Support and Improvement (CSI)


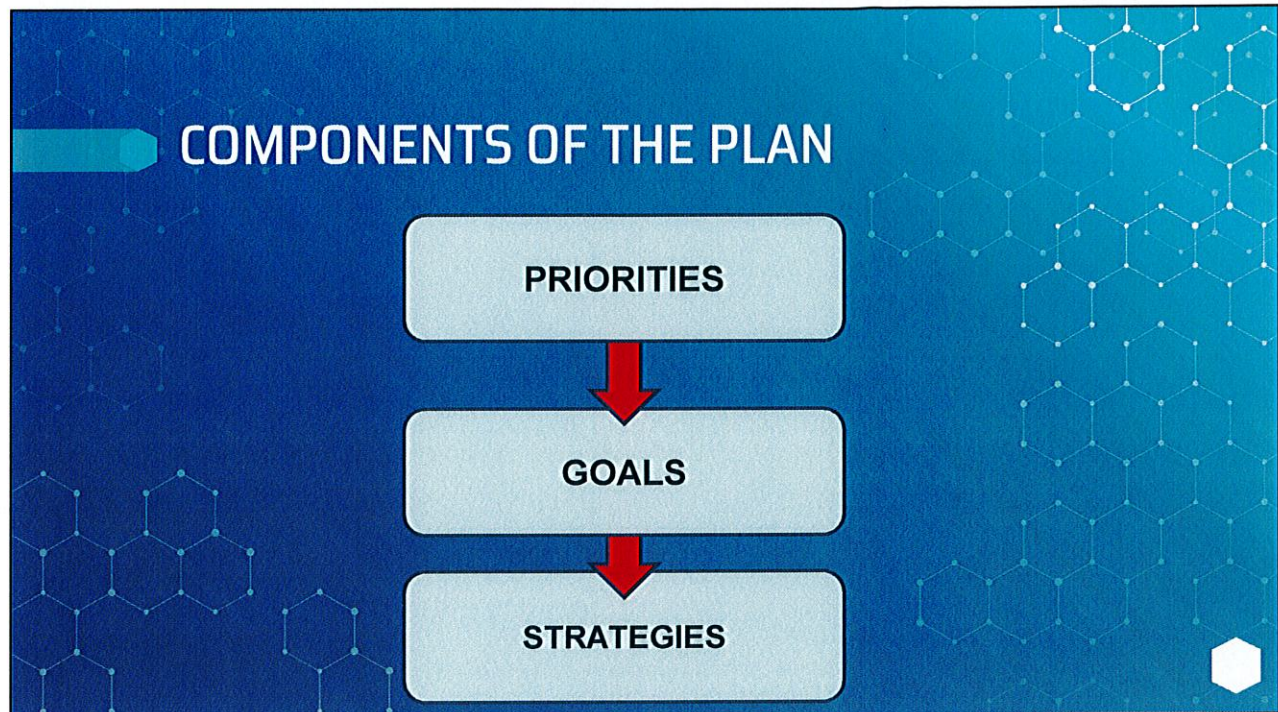
Strategic Planning

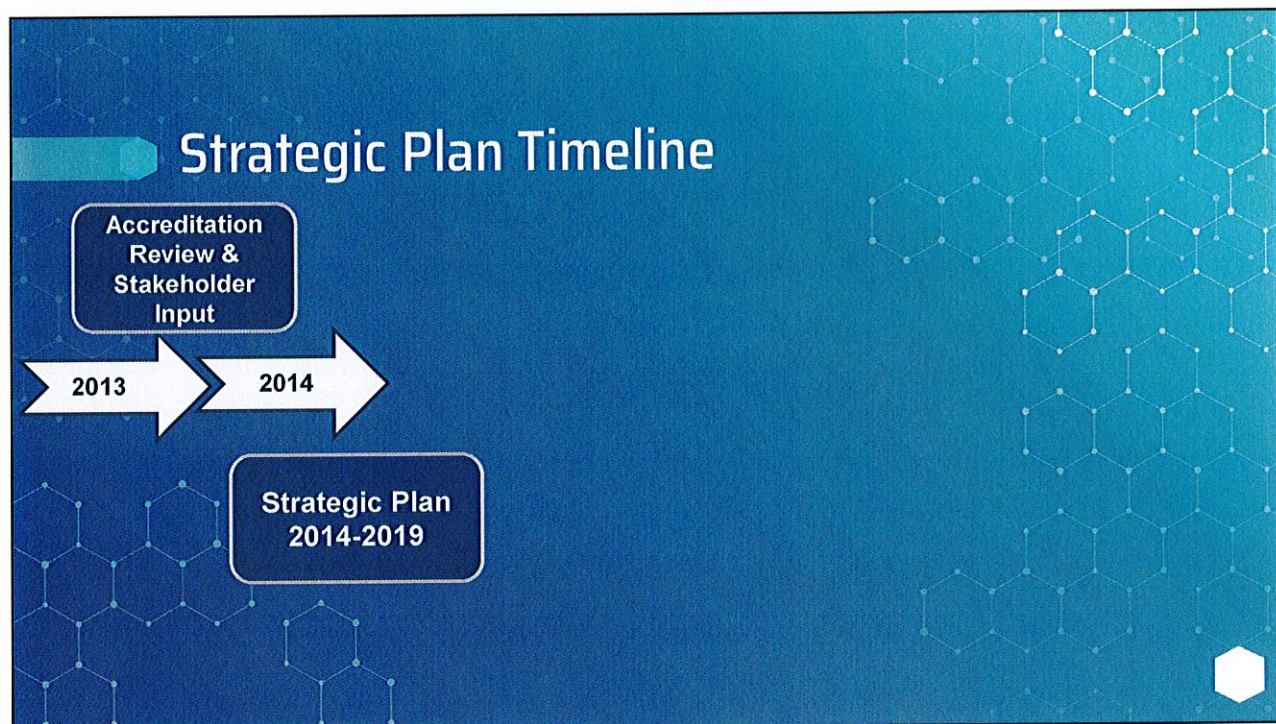
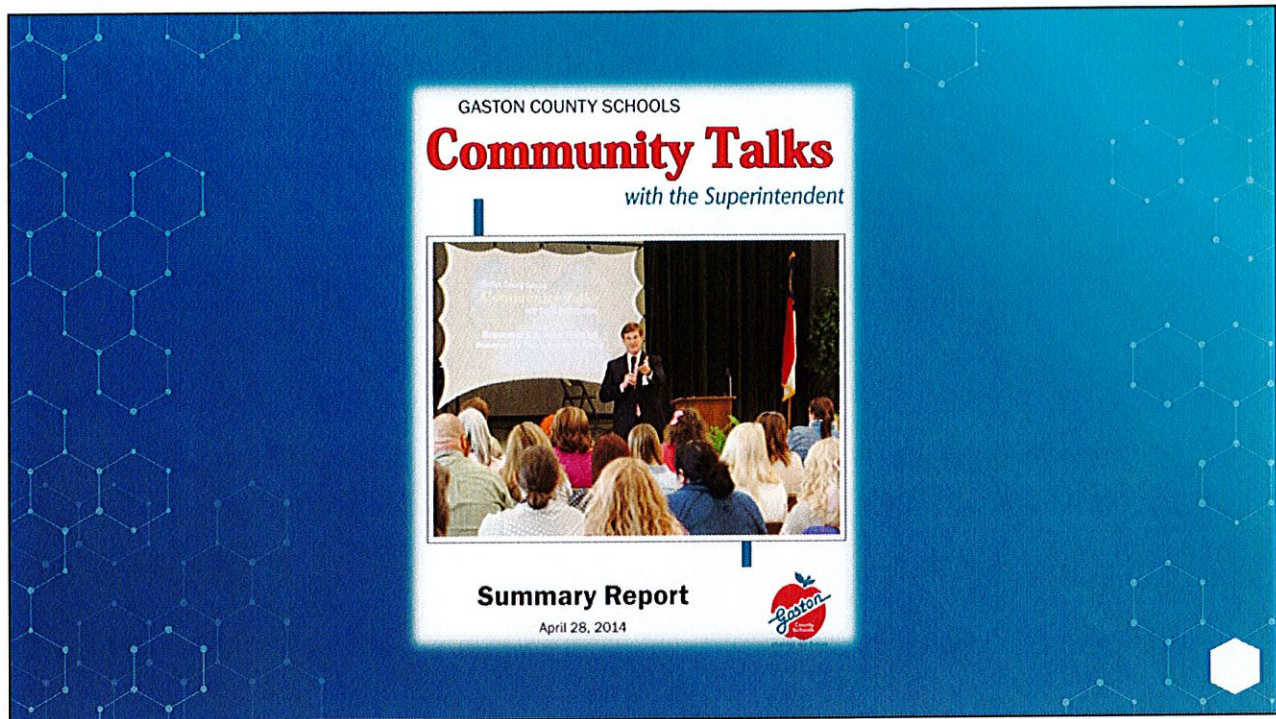
- **Purpose**
- **Components**
- **Our Process**
- **Next Steps**

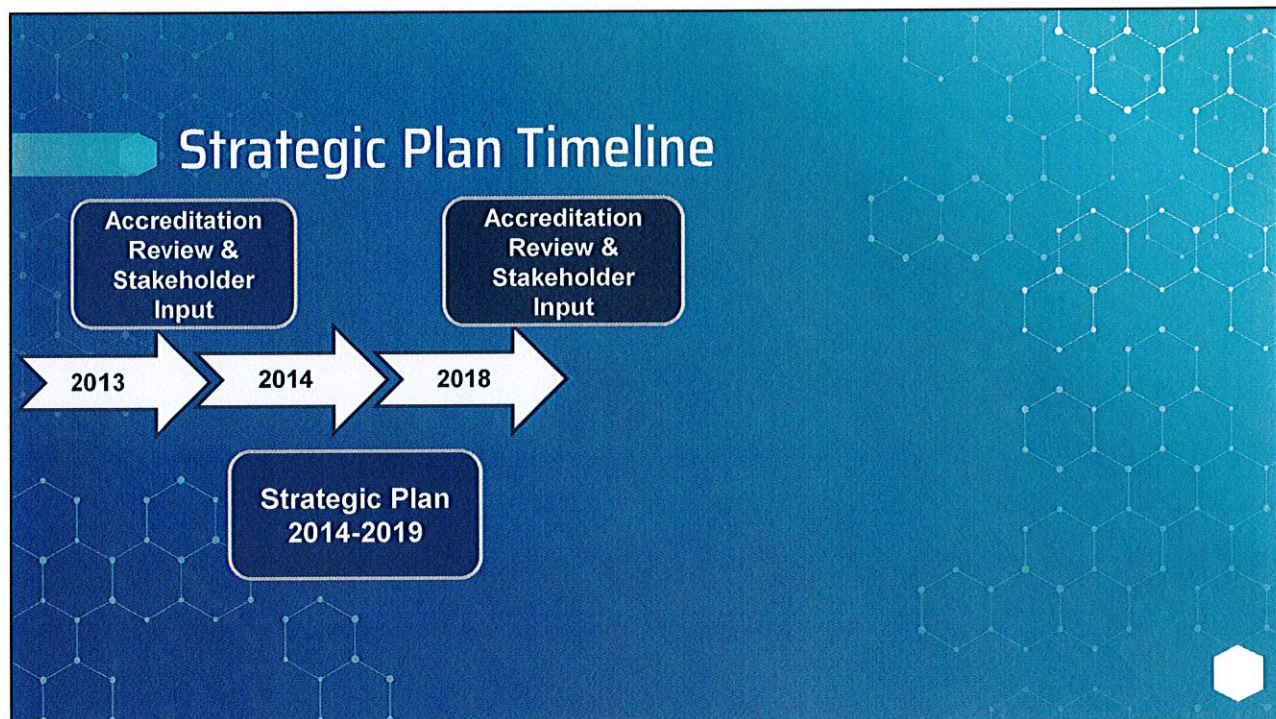
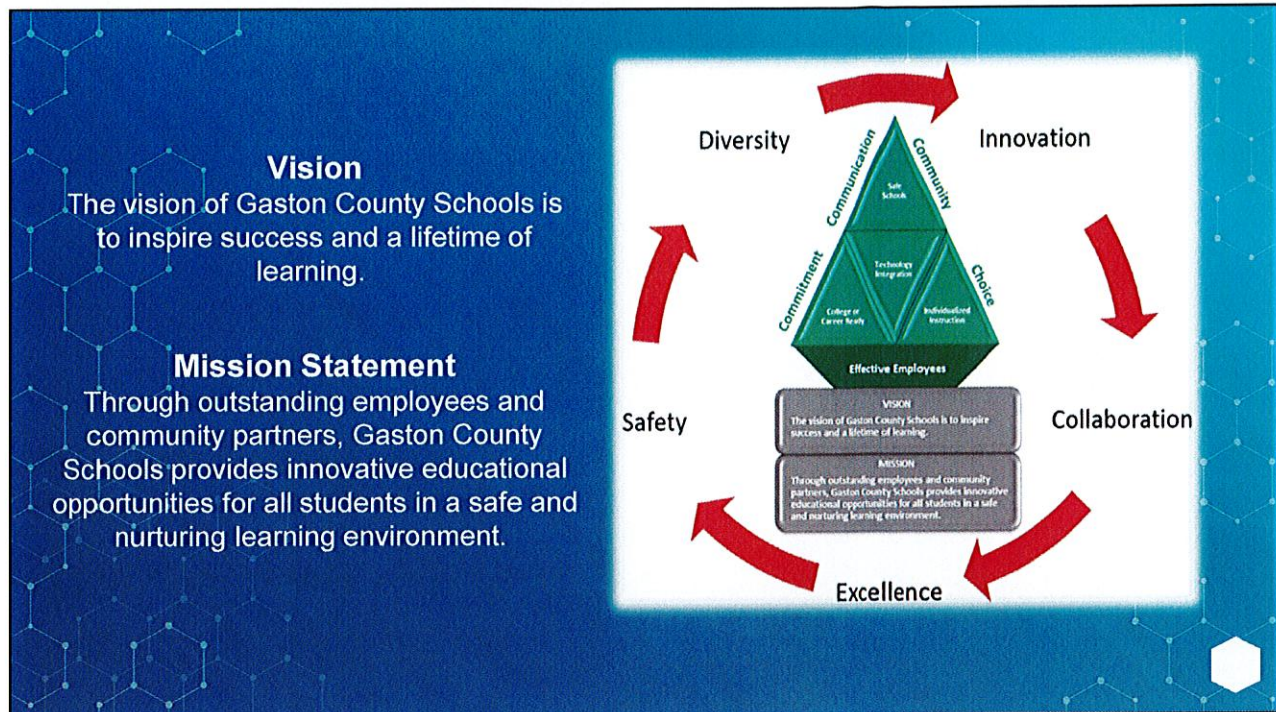
GASTON COUNTY SCHOOLS STRATEGIC PLAN
2019-2024



The purpose of strategic planning
is to set overall goals for the
performance of our district and to
develop a plan to achieve them.





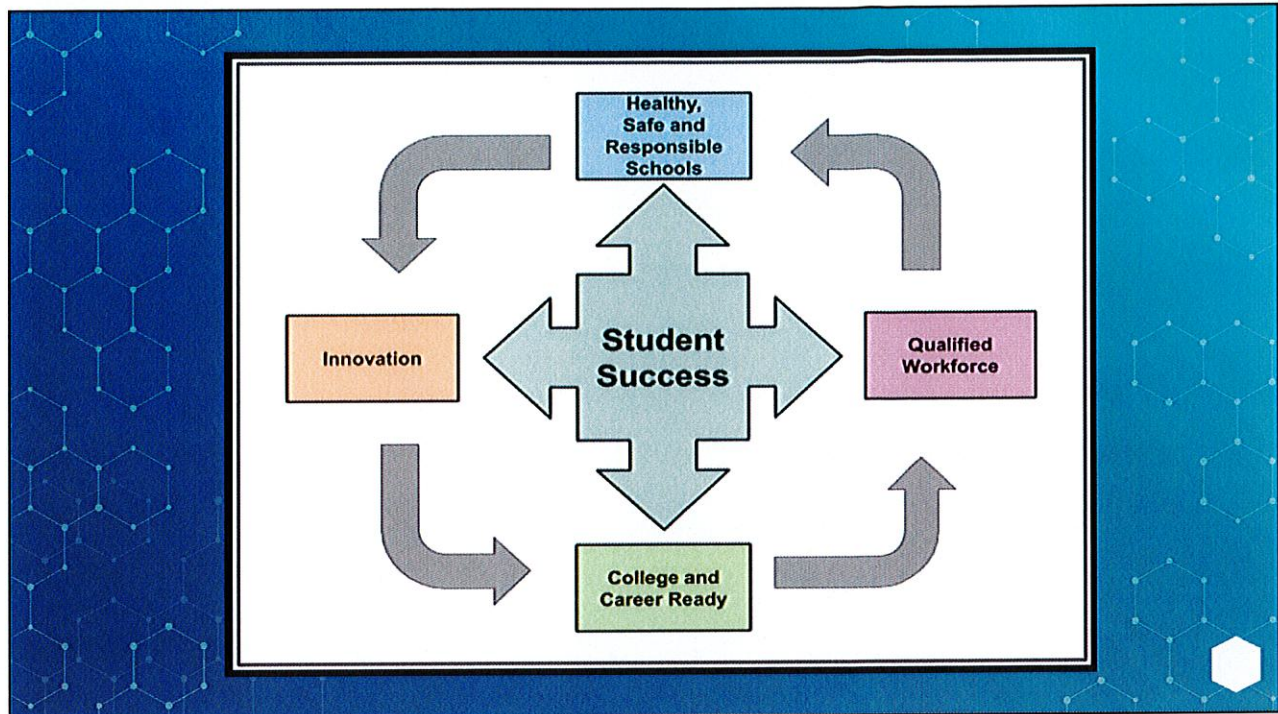




- ❑ Powerful Practices
- ❑ Opportunities for Improvement

Strategic Plan Timeline






Revision: 2021-2022


- ◆ Reviewed other district strategic plans
- ◆ Met with department leads
- ◆ Shared feedback with District Leadership
- ◆ Updated on website





Preparation for 2024

- ◆ Research
- ◆ Brainstorming
- ◆ Planning



Accreditation Update



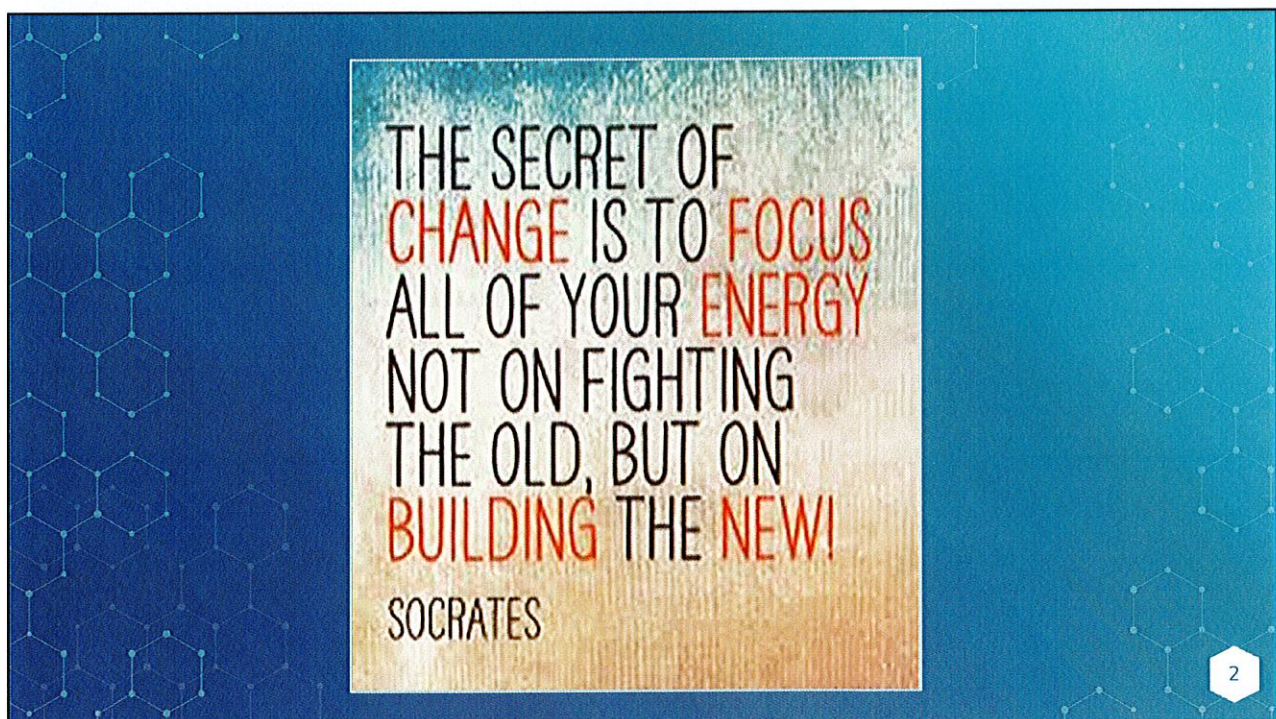
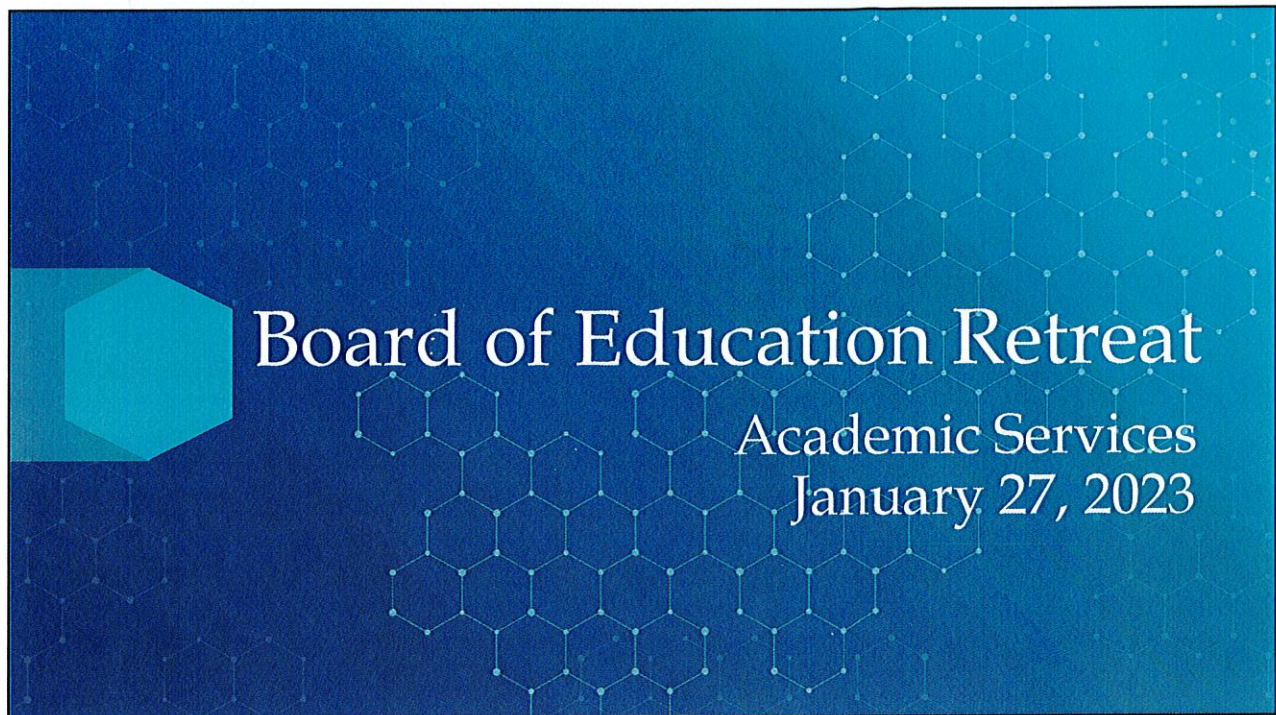
Accreditation Review



- Accreditation visits are conducted once every five years for our district.
- A team of educators visits our district for four days.
- They produce a comprehensive report outlining our powerful practices as well as opportunities for improvement.

Next Steps

- Attended training in September
 - Introduced to new standards
- First Orientation meeting in January
 - Gained access to training







State Rank over 7 Years

District Name	2014-2015	
	Percent Proficient	Rank
Union County Public Schools	71.5	1
Wake County Schools	66.1	2
Cabarrus County Schools	60.3	3
Charlotte-Mecklenburg Schools	58.7	4
Johnston County Schools	58.1	5
Cumberland County Schools	53.3	6
Forsyth County Schools	52.5	7
Guilford County Schools	51.8	8
Gaston County Schools	48.8	9
Durham Public Schools	43.3	10

5

State Rank over 7 Years

District Name	2015-2016	
	Percent Proficient	Rank
Union County Public Schools	71.1	1
Wake County Schools	67.9	2
Cabarrus County Schools	61.9	3
Charlotte-Mecklenburg Schools	61.2	4
Johnston County Schools	59.2	5
Cumberland County Schools	56.8	6
Forsyth County Schools	53.2	8
Guilford County Schools	54.7	7
Gaston County Schools	52.9	9
Durham Public Schools	44.9	10

6

State Rank over 7 Years

District Name	2016-2017	
	Percent Proficient	Rank
Union County Public Schools	72.8	1
Wake County Schools	67.2	2
Cabarrus County Schools	62.2	3
Charlotte-Mecklenburg Schools	61.2	4
Johnston County Schools	59	5
Cumberland County Schools	57.3	6
Guilford County Schools	55.6	7
Gaston County Schools	55	8
Forsyth County Schools	53.6	9
Durham Public Schools	46.4	10

7

State Rank over 7 Years

District Name	2017-2018	
	Percent Proficient	Rank
Union County Public Schools	71.9	1
Wake County Schools	65.8	2
Cabarrus County Schools	62	3
Charlotte-Mecklenburg Schools	59.9	4
Cumberland County Schools	56.4	5
Gaston County Schools	56	6
Guilford County Schools	54.2	7
Johnston County Schools	53.4	8
Forsyth County Schools	52.7	9
Durham Public Schools	48.3	10

8

State Rank over 7 Years

District Name	2018-2019	
	Percent Proficient	Rank
Union County Public Schools	73.6	1
Cabarrus County Schools	65.6	2
Wake County Schools	65.2	3
Charlotte-Mecklenburg Schools	59.8	4
Gaston County Schools	56.4	5
Forsyth County Schools	55.7	6
Guilford County Schools	55.1	7
Cumberland County Schools	54.7	8
Johnston County Schools	52.9	9
Durham Public Schools	49	10

9

State Rank over 7 Years

District Name	2020-2021	
	Percent Proficient	Rank
Union County Public Schools	63	1
Cabarrus County Schools	55.4	2
Wake County Schools	55.4	3
Charlotte-Mecklenburg Schools	44.6	4
Gaston County Schools	44.1	5
Johnston County Schools	42.7	6
Guilford County Schools	42.4	7
Forsyth County Schools	38.2	8
Cumberland County Schools	36.8	9
Durham Public Schools	33.8	10

10

State Rank over 7 Years

District Name	2021-2022	
	Percent Proficient	Rank
Union County Public Schools	67.7	1
Cabarrus County Schools	60.2	3
Wake County Schools	61.4	2
Charlotte-Mecklenburg Schools	50.2	5
Gaston County Schools	48.4	6
Johnston County Schools	53.3	4
Guilford County Schools	47.0	8
Forsyth County Schools	43.3	10
Cumberland County Schools	47.3	7
Durham Public Schools	44.0	9

11

State Rank over 7 Years

COVID-19

District Name	2014-2015		2015-2016		2016-2017		2017-2018		2018-2019		2020-2021		2021-2022	
	Percent Proficient	Rank	Percent Proficient	Rank	Percent Proficient	Rank	Percent Proficient	Rank	Percent Proficient	Rank	Percent Proficient	Rank	Percent Proficient	Rank
Union County Public Schools	71.5	1	71.1	1	72.8	1	71.9	1	73.6	1	63	1	67.7	1
Wake County Schools	66.1	2	67.9	2	67.2	2	65.8	2	65.6	2	55.4	2	61.4	2
Cabarrus County Schools	60.3	3	61.9	3	62.2	3	62	3	65.2	3	55.4	3	60.2	3
Johnston County Schools	58.7	4	61.2	4	61.2	4	59.9	4	59.8	4	44.6	4	53.3	4
Charlotte-Mecklenburg Schools	58.1	5	59.2	5	59	5	56.4	5	56.4	5	44.1	5	50.2	5
Gaston County Schools	53.3	6	56.8	6	57.3	6	56	6	55.7	6	42.7	6	48.4	6
Cumberland County Schools	52.5	7	54.7	7	55.6	7	54.2	7	55.1	7	42.4	7	47.3	7
Guilford County Schools	51.8	8	53.2	8	55	8	53.4	8	54.7	8	38.2	8	47.0	8
Durham Public Schools	48.8	9	52.9	9	53.6	9	52.7	9	52.9	9	36.8	9	44.0	9
Forsyth County Schools	43.3	10	53.2	10	46.4	10	48.3	10	49	10	33.8	10	43.3	10

Low Performing
Schools

13

7

8

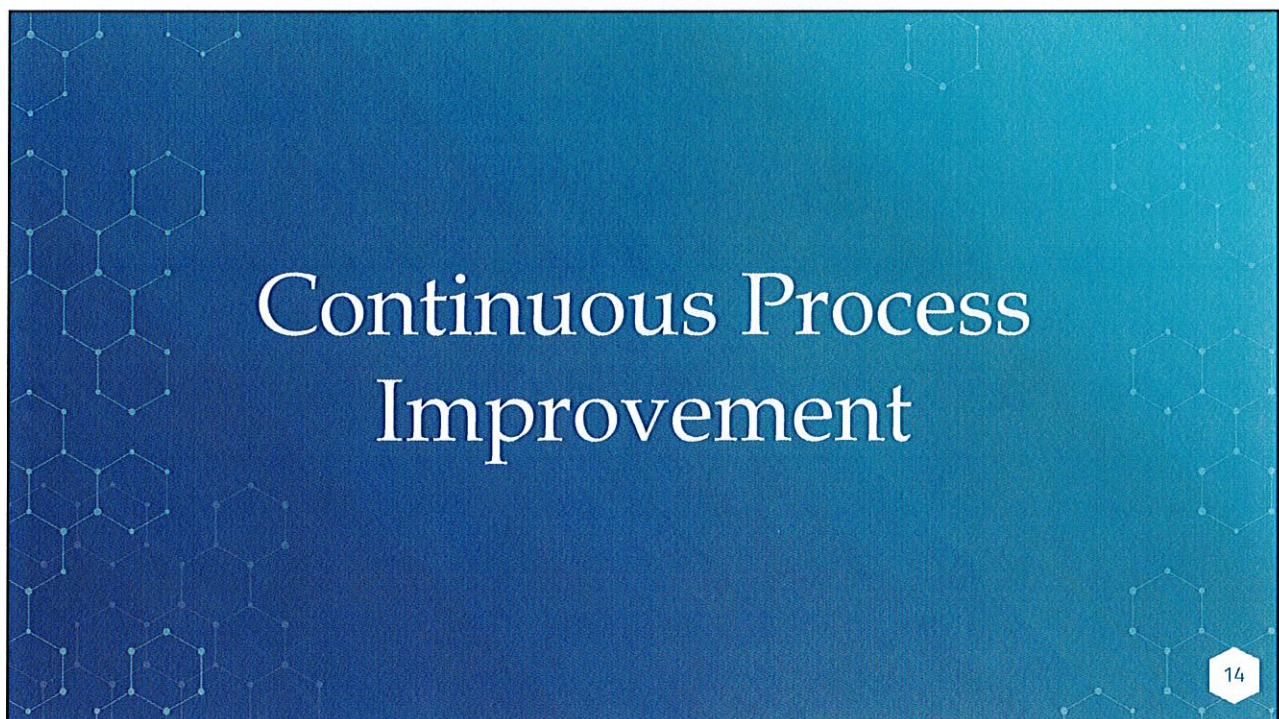
6


11

11

24

12





Strategic Scheduling

- Staffing
- Students
- MTSS Interventions

16

Staffing

Elementary School

90 minute planning
Teaching one subject
Class Size Supplement
Common Schedule

17

Staffing

Middle School

Expanded Reach
District Canvas Courses
Distance Learning
Common Schedule

18

Staffing

High School
Plug-Ins
Combining Classes
Canvas
Edgenuity
NCVPS

19

What are Their Roles & Responsibilities?

Expanded Reach


- ◆ Core instruction
- ◆ Administer assessments
- ◆ Review assessments

Companion Teacher

- ◆ Intervention
- ◆ Remediation
- ◆ Whole group review
 - ◆ Depending on comfort

20

What does it look like?

Math teacher 1	Math teacher 2	 VACANCY
90 students	90 students	90 students

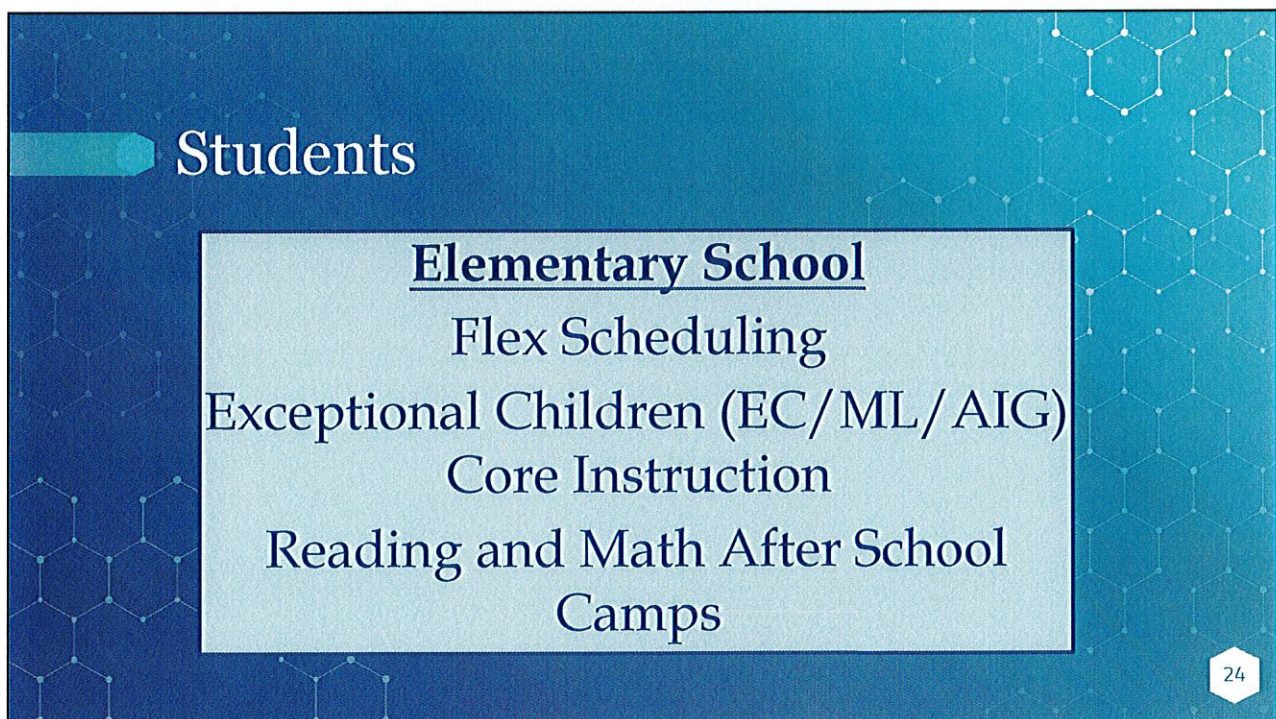
21

What does it look like?

Math teacher 1	Expanded Reach Teacher
90 students	90 students + 90 students = 180 students

Expanded Reach Teacher	30 students/block	Core instruction
Companion Teacher	30 students/block	Teacher led small groups

22



Students

Middle School

Math 1

Advanced ELA

Advanced Math

Reading & Math Interventions &
Remediation

25

Students

High School

Foundations of Math

Math 1

Foundations of English

English 9

26

MTSS Interventions

Elementary School

Spire
Sound Sensible
Transmath
i-Ready Pathway
mClass

27

MTSS Interventions

Middle School

i-Ready
Megawords
Transmath

28

MTSS Interventions

High School
Megawords
TransMath

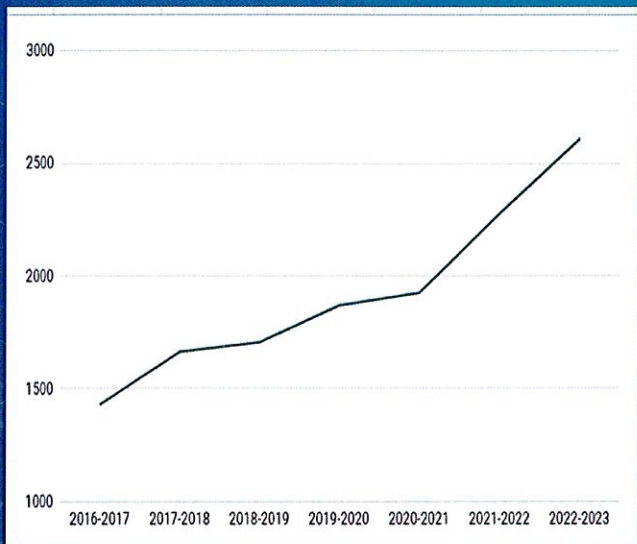
29

Multilingual Learners



30

Growth of ML Population





2,683

31

ACCESS Blitz Camp

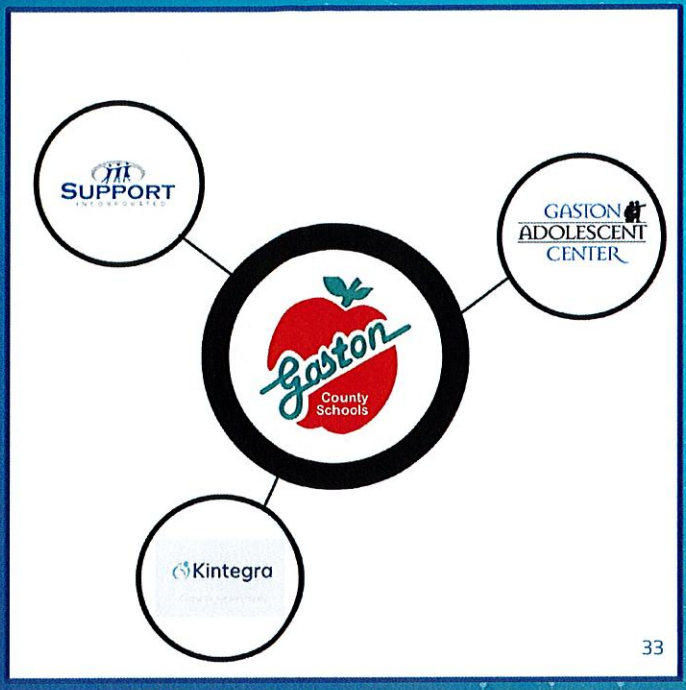
1,225



32

Community Partnerships for SBT

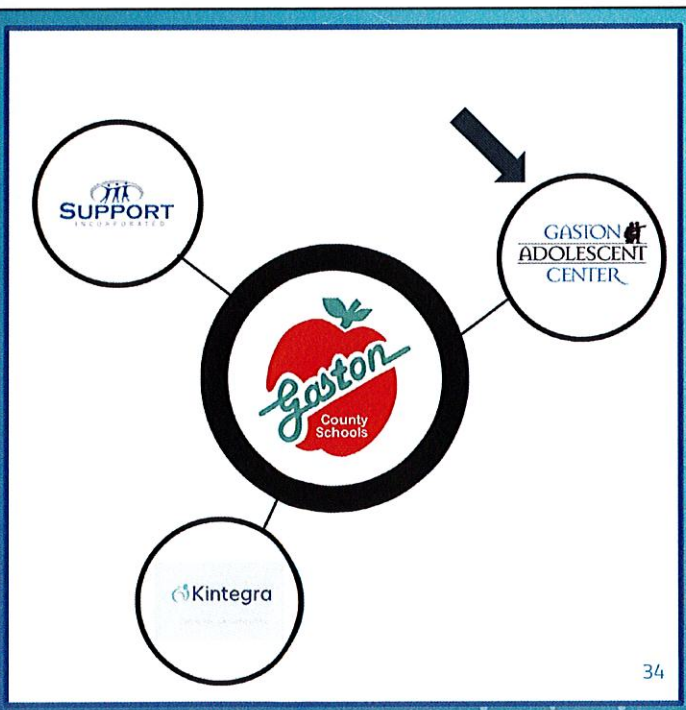
- School Based Mental Health Therapy provided at every school
- Professional Development on Trauma Informed Classrooms and De-escalation Strategies



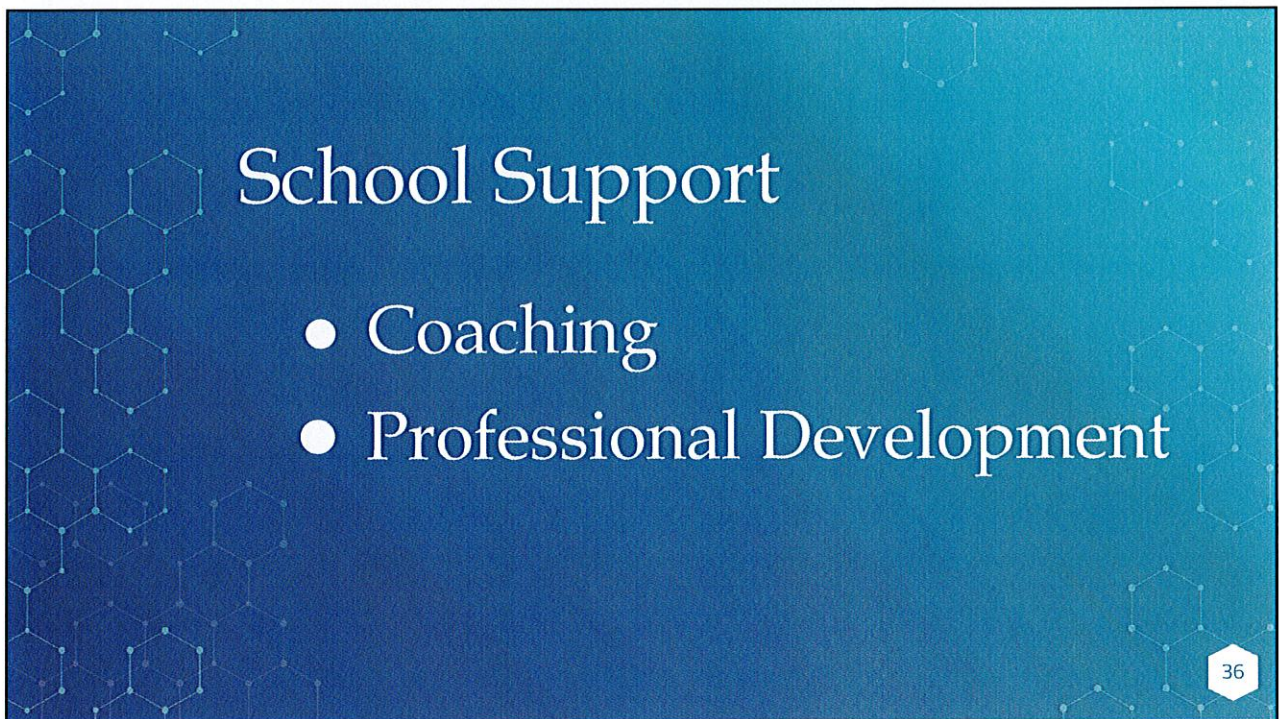
33

Community Partnerships for Academy 180

- Family meetings involving community agencies, school staff and families of students who need more intensive supports and intervention
- Gaston Adolescents operates a day treatment program within our Academy 180
 - Woodhill
 - HH Beam



34



Elementary School - Support

Tier 1	<ul style="list-style-type: none"> Curriculum Support (unit guides, pacing calendars, resource alignment, assessments, proficiency scales, etc.) Curriculum Associates training LETRS training Curation and access to content PD in Modern Teacher
Tier 2	<ul style="list-style-type: none"> Academic Facilitator/Lead teacher PLC consultation Walkthrough cycles and leadership team follow up meetings as needed Whole group and individual coaching provided as needed
Tier 3	<ul style="list-style-type: none"> Regular walkthrough cycles and weekly leadership team meetings Academic Facilitator works with the principal to tier teachers and create a schedule for individual coaching Academic Facilitator provides regular PLC coaching support for content teachers

37

Middle School - Support

Tier 1	<ul style="list-style-type: none"> District pacing guides and resources PLC agendas provided (access to district PLC meetings) Curriculum Associates training + Math Reboot MTSS Leadership Team Support Sessions + Protocols Focus plan Monthly content support sessions (after school, virtual) + January 6 sessions Common formative assessments Exploring ELA curriculum adoption Walkthrough instrument
Tier 2	<ul style="list-style-type: none"> PLC meetings - virtual access Data dives with principals Additional Curriculum Associates focus
Tier 3	<ul style="list-style-type: none"> PLC meetings - on campus (rotating) Coaching cycles with teachers Quarterly meetings with Academic Services + Accountability

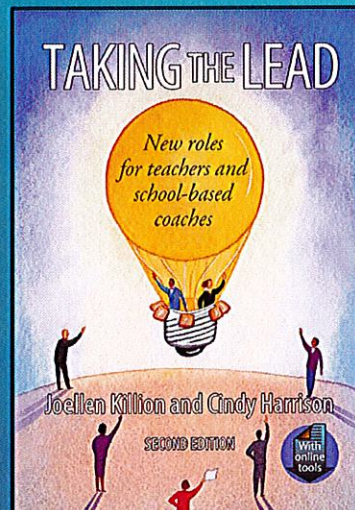
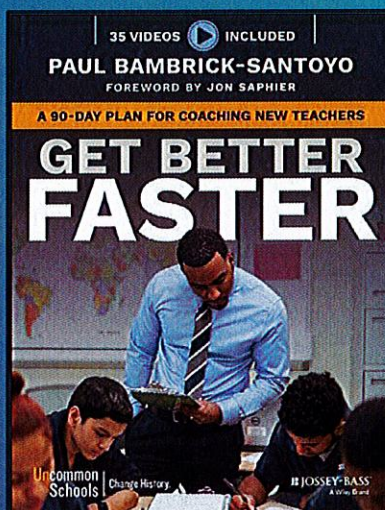
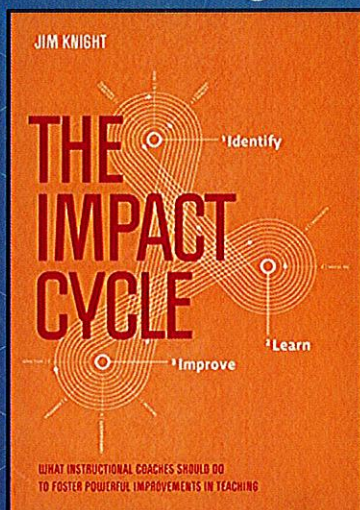
38

High School - Support

Tier 1	<ul style="list-style-type: none"> • Foundations of Math Pacing/Instructional Plan • Math 1 Pacing/Instructional Plan • Math 1 Resource (Envision) • MTSS Focused Improvement Plan • Ongoing AP training • EOC Pull Out Professional Learning Days • Curriculum Scope & Sequence, Unit Guides, Assessments • Exploring adopting an English resource • Walkthrough Instrument
Tier 2	<ul style="list-style-type: none"> • PLC Consultation • MTSS Problem Solving and Leadership Team Support • Math and Reading Intervention Tools
Tier 3	<ul style="list-style-type: none"> • Teacher Coaching Cycles • Admin Support at Schools where coaching occurs

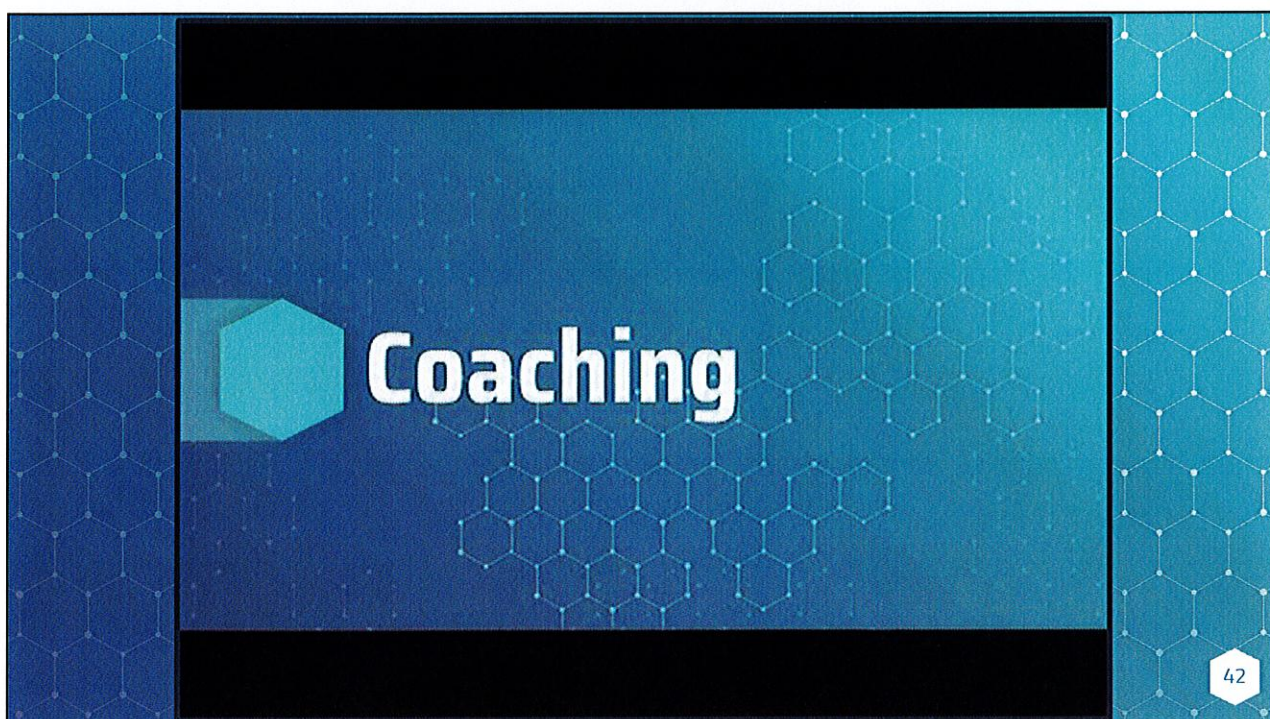
39

Coaching the Coach



40


Coaching			
<u>Elementary School</u>	<u>Elementary School</u>	<u>Middle School</u>	<u>High School</u>
HH Beam	Kiser	Grier	Ashbrook
Lingerfeldt	Costner	York Chester	BC High
Pleasant Ridge	GVA	Southwest	Hunter Huss
Woodhill	Tryon	WC Friday	North Gaston
Sadler	Chapel Grove	Holbrook	
BC Central	Gardner Park	Bessemer City	
Sherwood	Robinson		
WB Beam	Carr		



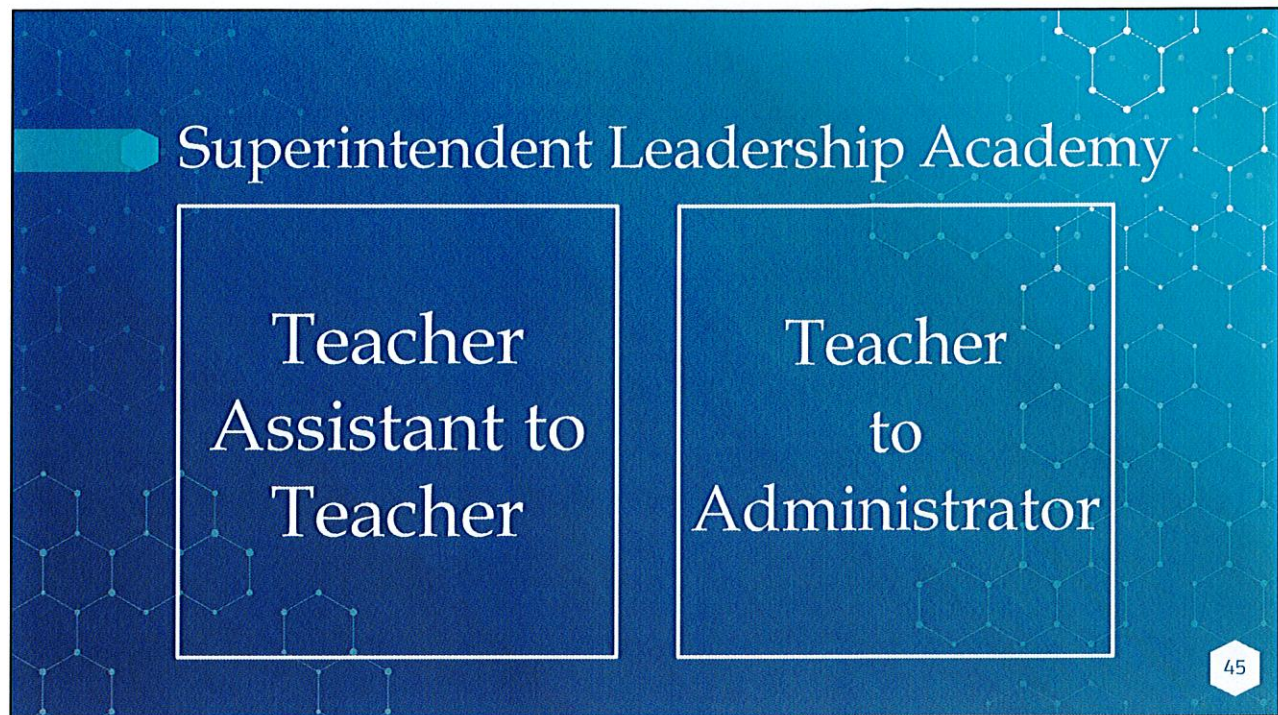
School Support

- Professional Development
 - Summer Camp
 - District Wide PLC's
 - EOC Pull-Out Days

43



44

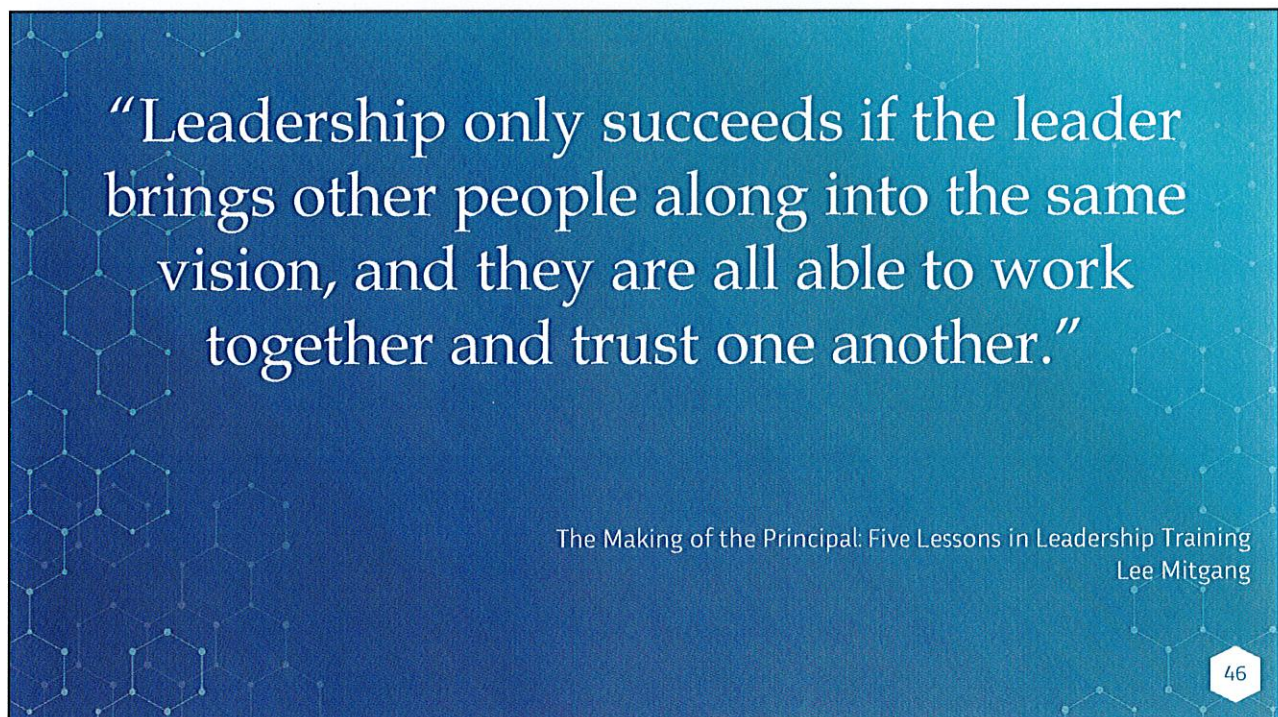
A blue slide with a hexagonal pattern. At the top, a teal bar contains the text "Superintendent Leadership Academy". Below this, two white-outlined boxes are side-by-side. The left box contains the text "Teacher Assistant to Teacher" and the right box contains "Teacher to Administrator". A small white hexagon with the number "45" is in the bottom right corner.

Superintendent Leadership Academy

Teacher Assistant to Teacher

Teacher to Administrator

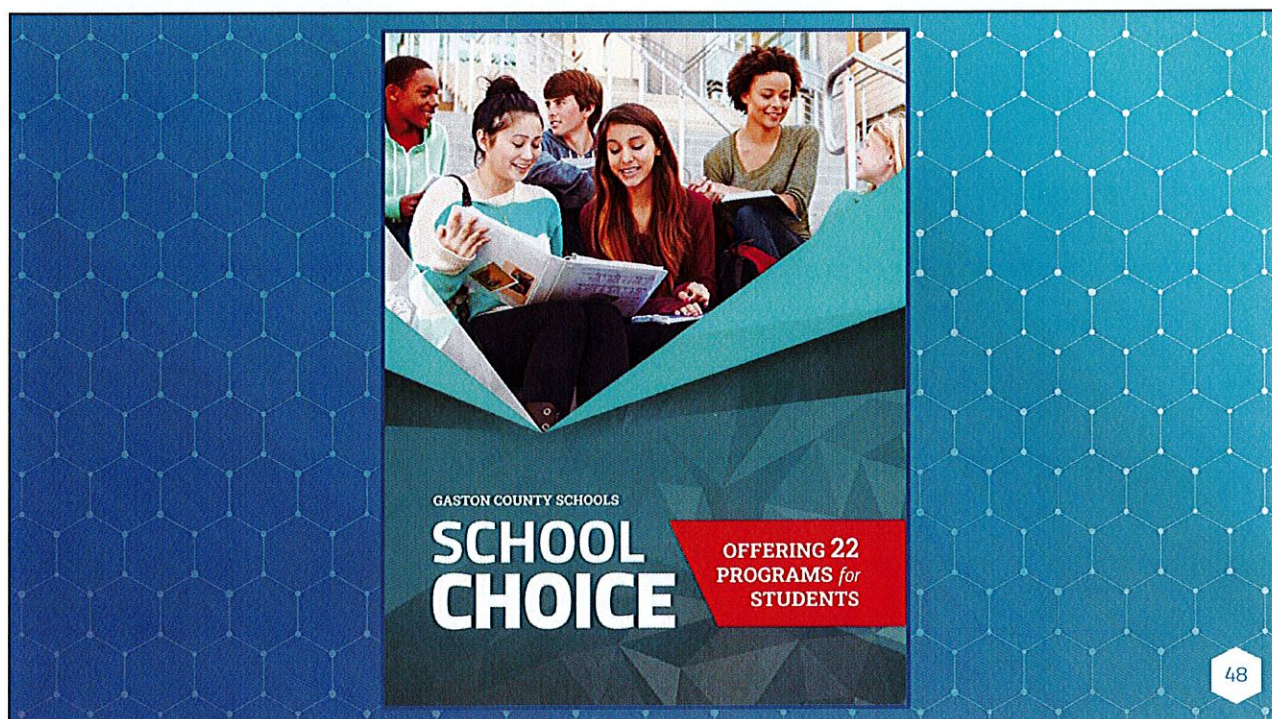

45

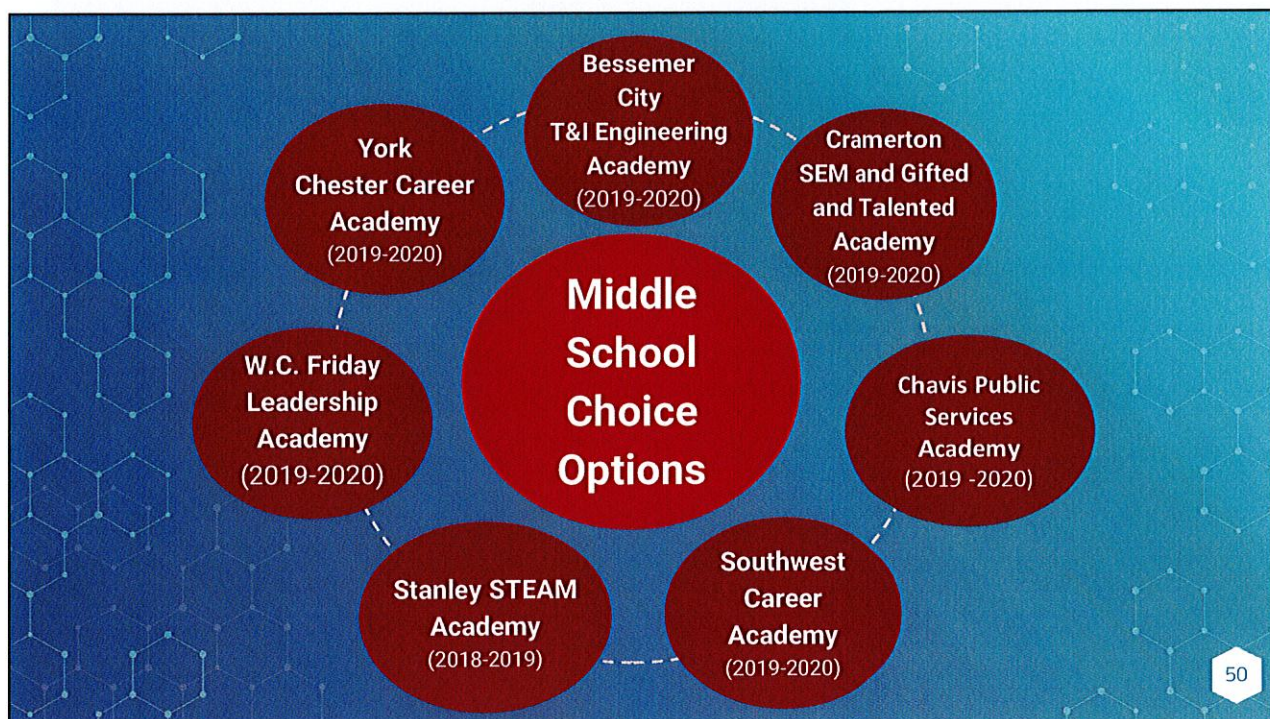
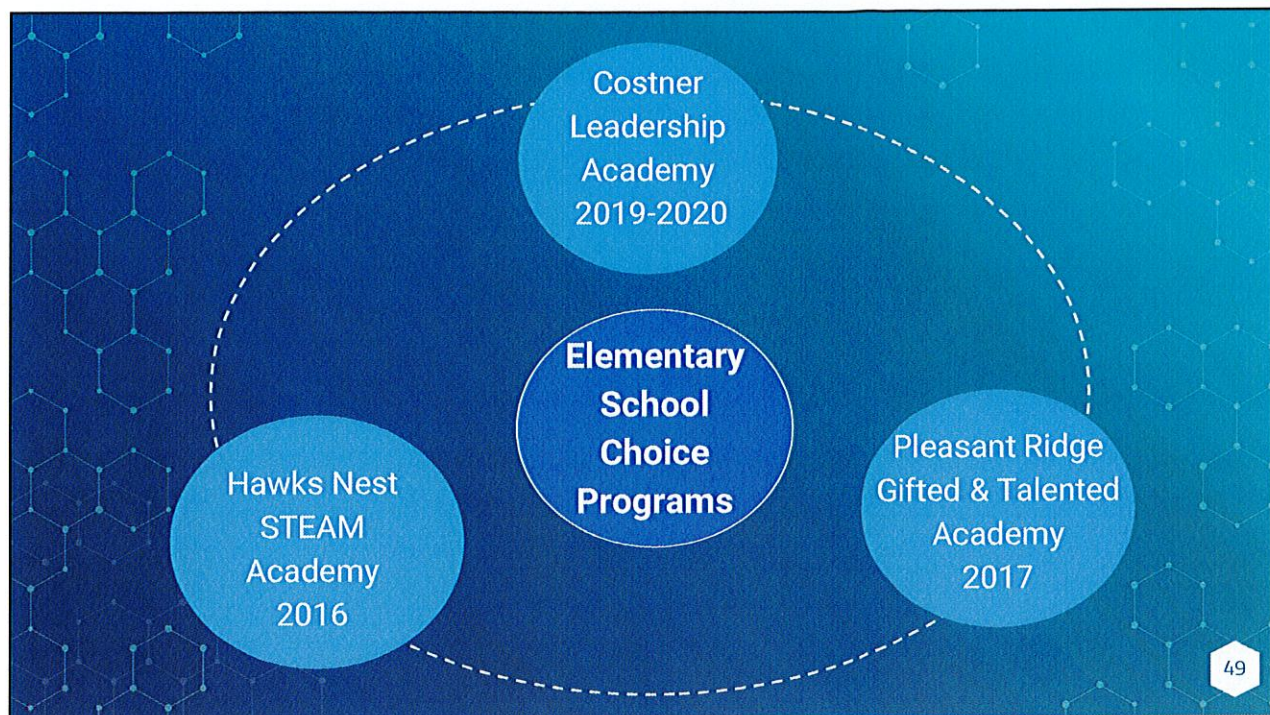
A blue slide with a hexagonal pattern. It features a large quote in the center and attribution text at the bottom. A small white hexagon with the number "46" is in the bottom right corner.

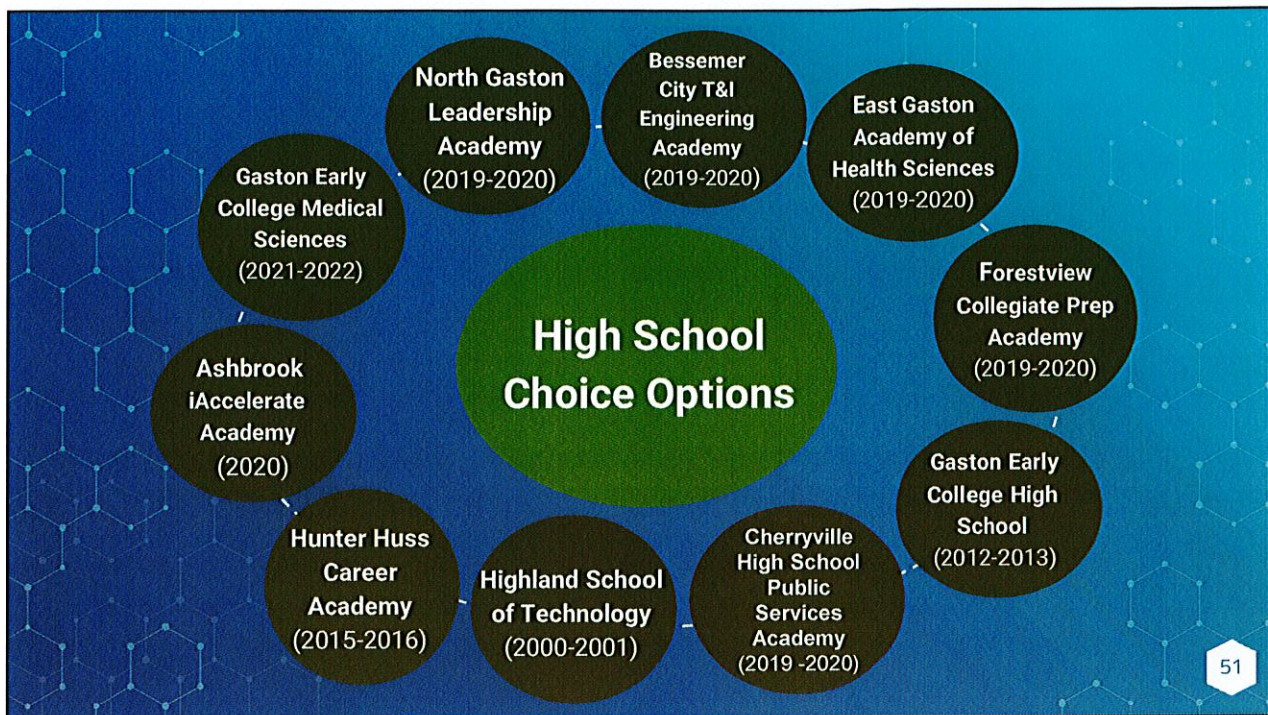
“Leadership only succeeds if the leader brings other people along into the same vision, and they are all able to work together and trust one another.”



The Making of the Principal: Five Lessons in Leadership Training
Lee Mitgang

46









1

55

Pre-Kindergarten

- Currently serving 342 students
- Adding classrooms to serve 100 additional students



56

2

57

Industry X Facts

- Valued at \$380.2 billion globally
- Growth rate is 5.3% and it is expected to reach a value of \$465.5 billion by 2027



58

Industry X Facts

- Everyone in this room purchases products and/or services from this industry
- There is currently no course offered that directly addresses this industry



59

What Industry Is It?



60

NC Cosmetic Arts



61

Cosmetology In Public Schools

- Offered by 7 PSUs in NC - Asheville City, Durham, WS Forsyth, McDowell, CMS, Union, Watauga
- GCS currently offers Cosmetology via the Gaston College Lincoln Campus (theory only)
- Cosmetology requires a theory classroom, chemical storage, and a lab

62

Cosmetology In Gaston County Schools

- Partnership with Gaston College
- Program leads to the State Board of Cosmetic Arts certification exam
- Gaston College provides the instructor, GCS would provide the facility


63

Cosmetology In Gaston County Schools

- Offered as an Academy available to all GCS students
- Centrally located
- Freshman could be included
- Three classes offered (third class is lab based)

64

What Would It Look Like?



65

Theory Classroom






66

Chemical Storage

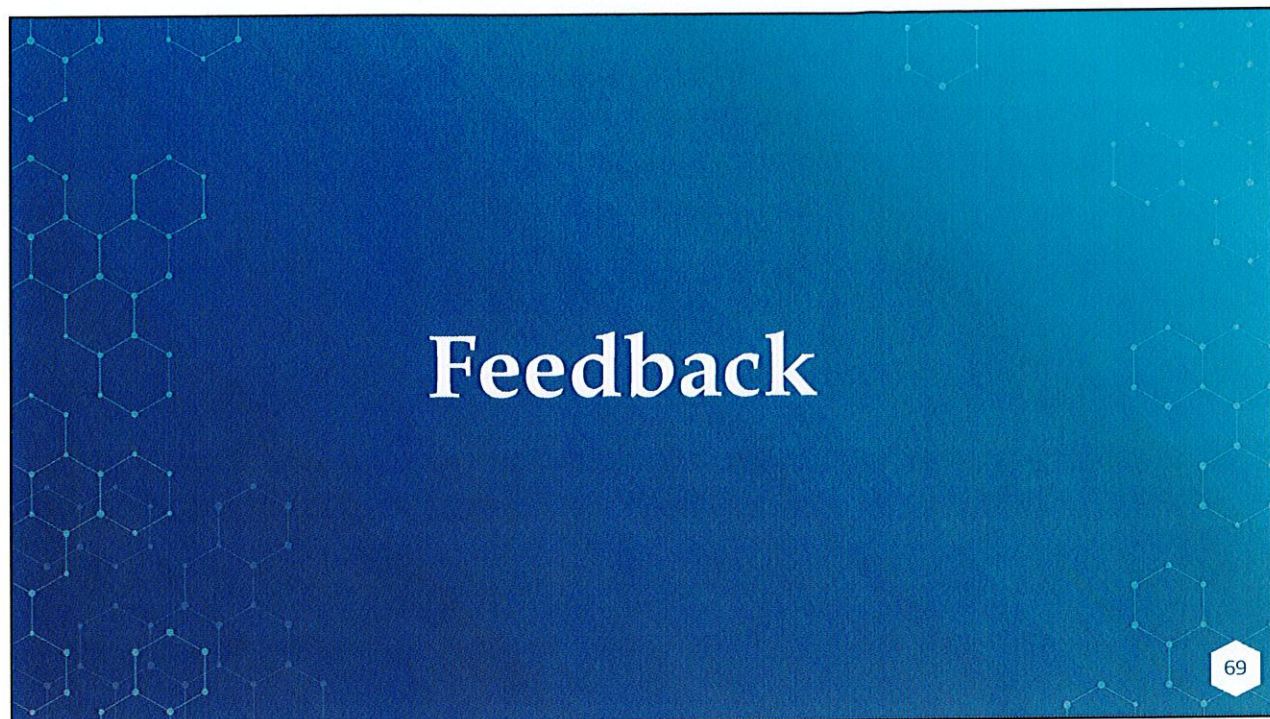


67


Lab



68



Gaston County Schools
Portrait of a Graduate



Character
Growth Mindset & Perseverance
Adaptable & Resilient • Compassionate & Empathetic
Independent & Responsible

Knowledge
Subject Mastery • Digital Literacy
Health & Wellness • Civic and Cultural Awareness

Future Ready Skills
Critical Thinking & Problem-Solving
Creative & Innovative • Collaborative • Communicator

GASTON BLENDED
Blending the Best of Gaston and Blended Learning

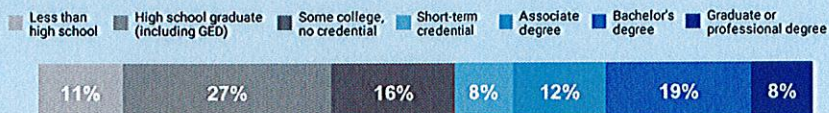
Gaston County Demographics

Educational Attainment

Gaston County residents ages 25-44, 2020

No Degree
53.7%
30,636

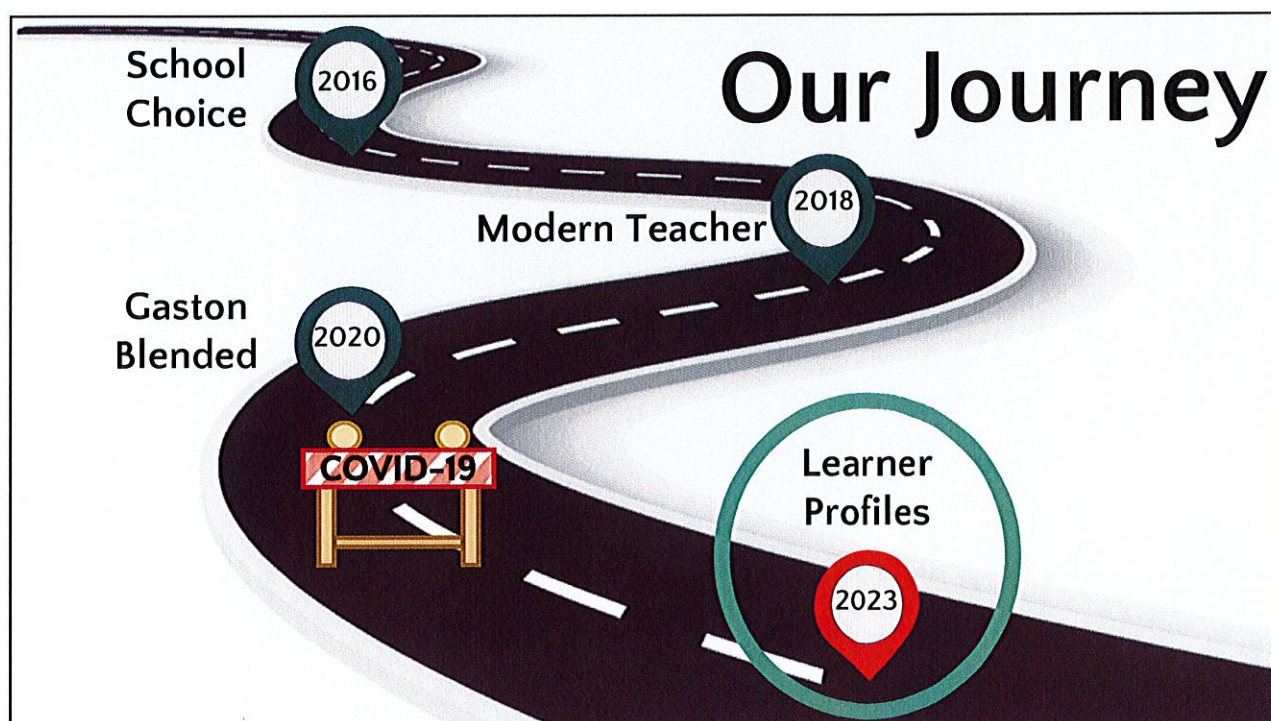
Have Degree or Credential
46.3%
26,465

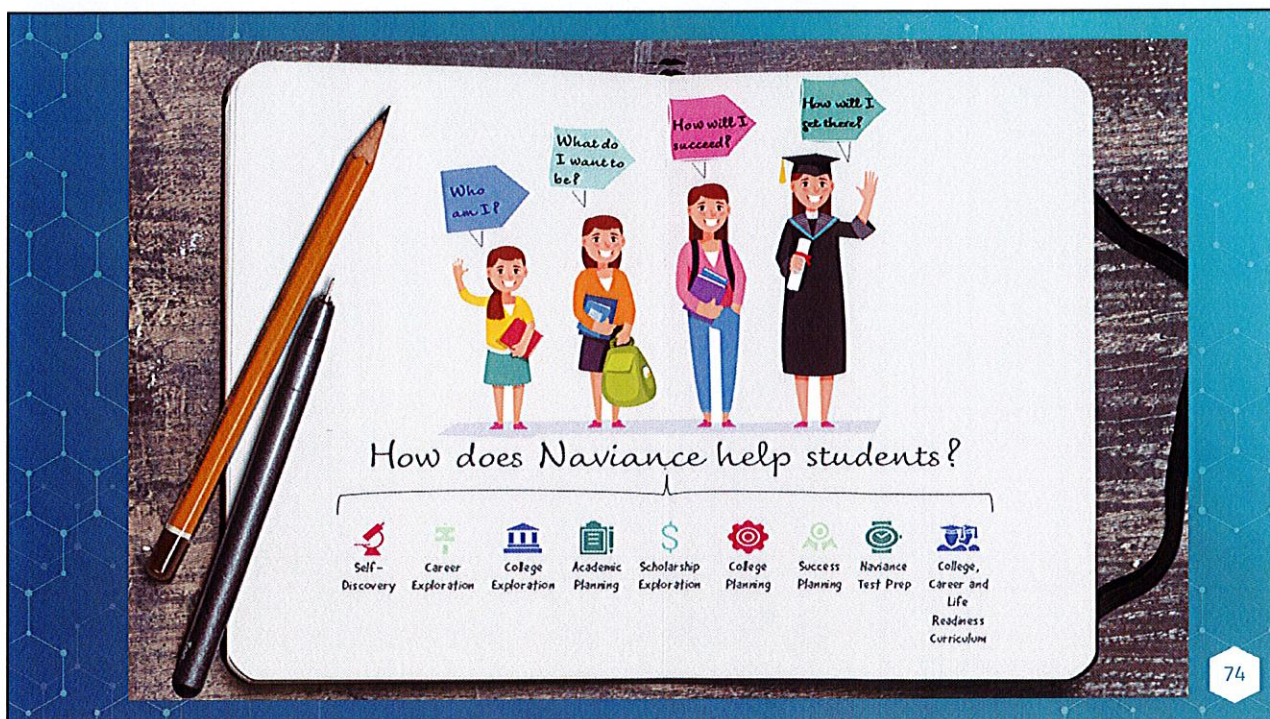
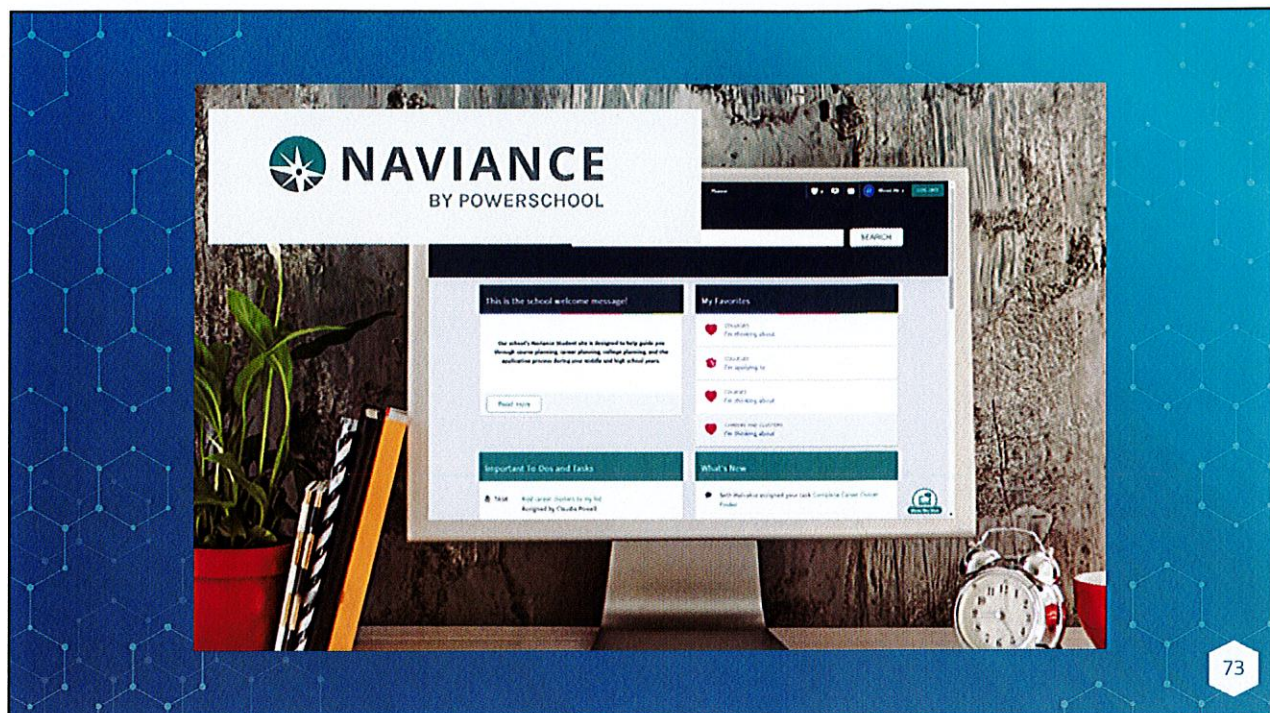


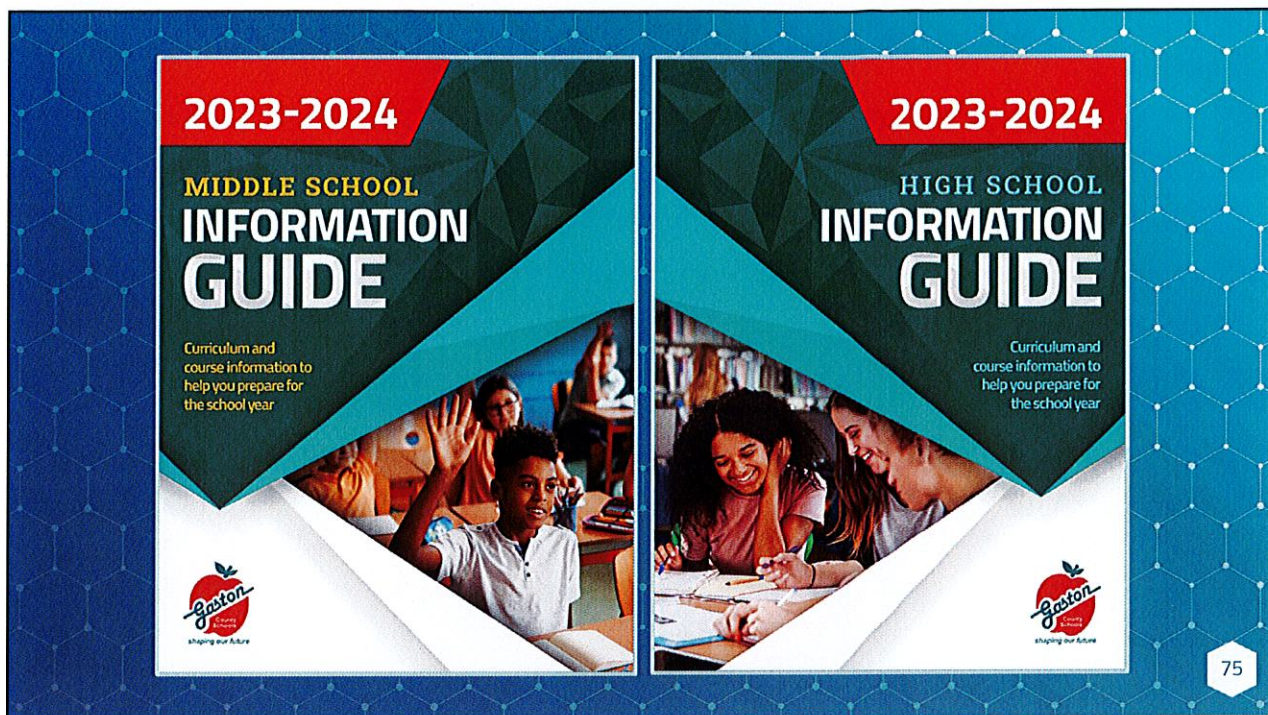
Note: Numbers may add to more than 100% due to rounding

myFUTURENC

71







2023 Board Retreat

**Auxiliary Services
January 27, 2023**




Grier Middle School Design- Complete

- Schematic Design Package Submittal
- Design Development Submittal
- Design Development Reviews
- Owner/Design Team Page Turner
- Cost Estimate
- Construction Documents Submittal - Permit



Grier Middle School - Procurement

- | | |
|--------------------------|----------------------|
| ▪ Bid Phase | January – March 2023 |
| ▪ BOE Approval/Contracts | April – May 2023 |
| ▪ Notice to Proceed | May 2023 |



3

Grier Middle School - Construction

Phase 1

- | | |
|-----------------------|-------------|
| • Building (24 month) | 5/23 – 5/25 |
| • Close Out (1 month) | June 2025 |

Phase 2

- | | |
|---------------------|--------------|
| • Demo (4-6 months) | 6/25 – 11/25 |
|---------------------|--------------|

Phase 3

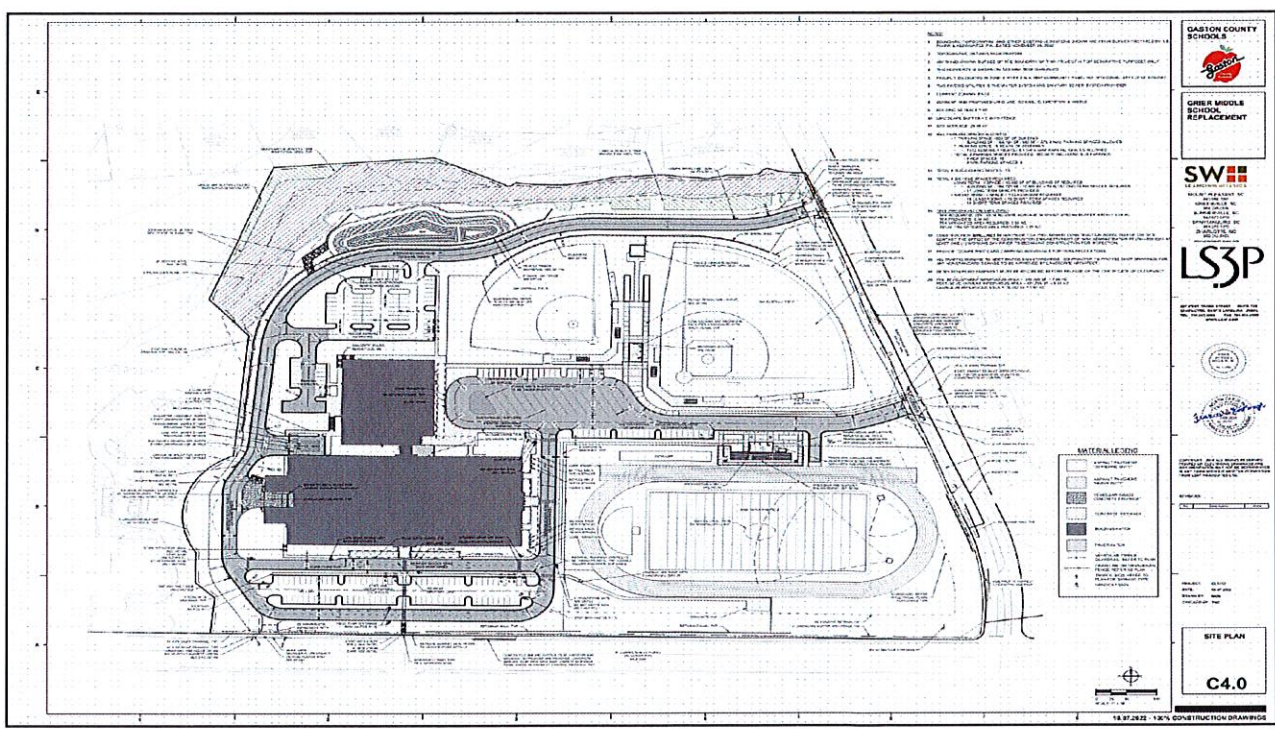
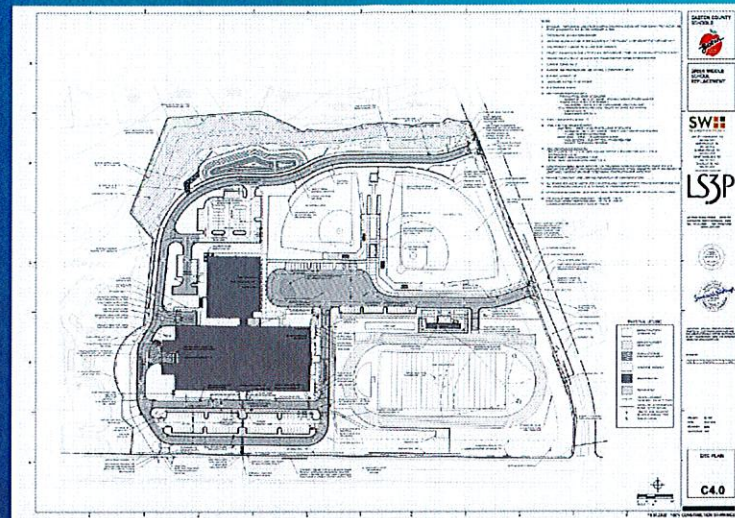
- | | |
|---------------------------------|--------------|
| • Athletic Fields (8-10 months) | 11/25 – 7/26 |
|---------------------------------|--------------|

4

Grier Middle School – LS3P

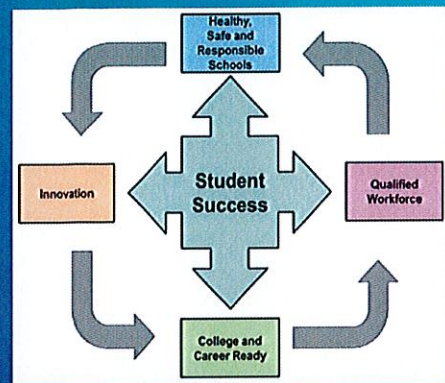


David Bellamy
LS3P



GCS - Auxiliary Services

- School Nutrition
- Transportation
- Facilities and Maintenance
- School Safety and Security
- Capital Projects



7

GCS - School Nutrition



- 9,000 Breakfast Daily (1.6 million/year)
- 18,000 Lunches Daily (3.2 million/year)
- Approximately 60% Free and Reduced
- 19 Community Eligibility Programs (CEP)
- Summer Feeding Program

8

GCS - School Nutrition


- Over 400 Employees (96% staffed)
- Central Kitchen
- Fleet of Trucks – Delivery
- Training Facility



9

GCS - School Transportation

- 200 Yellow Buses
- 12,000 Students a Day
- 15,000 Gallons Diesel a Week
- Average 12,000 Miles/day (2 million/year)
- Currently 17 Driver Vacancies



10

GCS – Facilities and Maintenance


Work Orders

2020 = 16,763 2021 = 20,732 2022 = 17,014

Mechanical Carpentry Warehouse Electrical
 Grounds Plumbing Electronics Paint
 Locksmiths

11

Safety and Security - 2022



- Continued Training for Security Associates
- Uniforms for Security Associates
- New Walk-Through Metal Detectors
- Increase in Pay for SRO's
- Threat Assessment Improvements
- In-depth CIRK Review (Critical Incident Response Kit)
- Expanded Lockdown Exercises
- Continue to work with Local Law Enforcement
- SRO Training Revisions

12

Safety and Security - Currently

- **Security Camera Monitor Upgrades**
- **Panic Alarm Integration**
- **New Walk-through Metal Detectors**
- **Threat Assessment Improvements**



13

Safety and Security - Currently

- **Improved Critical Incident Response Kits**
- **School Safety Plans – Uploaded to the State**
- **Additional Knox Box Locations**
- **GCEM - Reunification Planning**
- **Continue to work with Principals/Schools**

14

2023 Board Retreat



Finance Discussion

January 27, 2023



Finance Discussion

1. Budget Process
2. Capital Outlay
3. Funding/Expenses
4. Fund Balance
5. Discussion



Budget Process

1



Budget Calendar

- **January 27** – Board of Education (BOE) Retreat
- **January and February** – Gather information from Directors and Department Supervisors
- **March** – Present Superintendent's Budget Request to BOE
- **April** – Discuss and adopt GCS Budget Request



3

Budget Calendar

- **May** – Deliver GCS Budget Request to County
- **May or June** – County approves local budget
- **June** – BOE approves balanced interim budget
- **June to September** – BOE approves final budget resolution after State Budget is approved



4

Budget Process

Some of the decisions that need to be made:

- What new initiatives and/or expansions should be funded?
- Which existing programs should be modified and/or eliminated?
- How do we best realize cost savings?
- How do we prioritize capital needs?



5

Budget Process

- Monitor **effectiveness** of current budget
- Attend budgeting seminars, read trade organization materials, **analyze** historical budget data
- Solicit input from **stakeholders**
- Identify funding **priorities**
- **Communicate** results to Superintendent and BOE for further direction

6

Stakeholders

- District Leadership
- School Administrators
- Teachers
- Parents
- Students
- Public



7

Budget Survey Calendar

Date	Description
December 9, 2022	Send budget questionnaire to Leadership and Directors
December 9, 2022	Send budget questionnaire to all Principals and Assistant Principals
December 19, 2022	Post the budget questionnaire on the GCS website
December 28, 2022	Send budget questionnaire to all members of the Teacher Advisory Committee, NCAE officers and Pinnacle Leaders
December 28, 2022	Send budget questionnaire to all members of the Superintendent's Student Advisory Council and the Superintendent's Parent Advisory Council
January 27, 2023	Board of Education Retreat - Present and discuss results of budget questionnaire

8

Budget Survey Options

Please check the box next to the initiatives listed below that you believe best supports the educational goals of the District. Please only select your **top five** choices (all are important):

- | | |
|--|---|
| <input type="checkbox"/> Increase Teacher Supplement | <input type="checkbox"/> More Teacher Assistants |
| <input type="checkbox"/> Incr. Principal/AP Supplement | <input type="checkbox"/> Increase Student Support |
| <input type="checkbox"/> Increase Classified Salaries | <input type="checkbox"/> Increase Instructional Support |
| <input type="checkbox"/> Expand CTE Program Offerings | <input type="checkbox"/> More School Office Support Staff |
| <input type="checkbox"/> Offer More Instructional Programs | <input type="checkbox"/> Provide More Technology |
| <input type="checkbox"/> Expand AIG Program | <input type="checkbox"/> Increase Number of Library Books |
| <input type="checkbox"/> Increase the Number of AP Classes | <input type="checkbox"/> Expand Classroom Libraries |
| <input type="checkbox"/> Offer More ESL Classes | <input type="checkbox"/> Upgrade School Safety Systems |
| <input type="checkbox"/> Increase Funding for the Arts | <input type="checkbox"/> Increase Training for Teachers |
| <input type="checkbox"/> Provide More Choice Options | <input type="checkbox"/> Improve Exterior Appearance |
| <input type="checkbox"/> Increase Funding for EC Students | <input type="checkbox"/> Upgrade Interior of Schools |

9

Budget Survey Results

What Do You Think?



10

Budget Survey Results

Increase Teacher Supplements

#1 Funding Request Nine Years in a row!



11

Budget Survey Results

List of Funding Priorities	% in Top 5	List of Funding Priorities	% in Top 5
Increase Teacher Supplement	78%	More Teacher Assistants	34%
Increase Principal/AP Supplement	29%	Increase Student Support	43%
Increase Classified Salaries	67%	Increase Instructional Support	14%
Expand CTE Program Offerings	11%	More School Support Staff	8%
Expand Instructional Programs	12%	Provide More Computing Devices	11%
Expand AIG Program	5%	Increase Number of Library Books	3%
Increase Number of AP Classes	10%	Expand Classroom Libraries	5%
Offer more ESL classes	12%	Upgrade School Safety Systems	33%
Increase Funding for the Arts	15%	Increase PD for Teachers	11%
Provide more Choice Options	10%	Improve Exterior Appearance	12%
Increase Funding for EC Students	27%	Upgrade School Interior	15%

12

Budget Survey Results

Funding Priorities	% in Top Five Priorities					Change 2019-23 *
	2019	2020	2021	2022	2023	
Increase Teacher Supplement	63%	67%	75%	79%	78%	15%
Increase Classified Salaries	36%	47%	51%	65%	67%	31%
Increase Student Support	49%	51%	51%	40%	43%	-6%
More Teacher Assistants	35%	34%	25%	41%	34%	-1%
Upgrade School Safety Systems	41%	26%	24%	26%	33%	-8%
Increase Principal/AP Supplement	19%	13%	18%	21%	29%	10%
Increase Funding for EC Students	NA	14%	15%	18%	27%	13%
Upgrade Interior of Schools	NA	19%	21%	26%	15%	-4%
Increase Funding for the Arts	24%	22%	14%	20%	15%	-9%
Increase Instructional Support	14%	20%	18%	13%	14%	0%
Offer More ESL classes	3%	3%	7%	7%	12%	9%

13

Budget Survey Results

Funding Priorities	% in Top Five Priorities					Change
	2019	2020	2021	2022	2023	2019-23 *
Improve Exterior Appearance	NA	21%	16%	10%	12%	-9%
Expand Instructional Programs	22%	14%	18%	10%	12%	-10%
Provide More Computing Devices	34%	23%	35%	19%	11%	-23%
Expand CTE Program Offerings	22%	18%	16%	14%	11%	-11%
Increase Training for Teachers	24%	17%	11%	8%	11%	-13%
Provide More Choice Options	29%	9%	8%	13%	10%	-19%
Increase Number of AP Classes	10%	16%	14%	10%	10%	0%
More School Support Staff	11%	6%	5%	8%	8%	-3%
Expand AIG Program	8%	4%	12%	12%	5%	-3%
Expand Classroom Libraries	14%	12%	8%	6%	5%	-9%
Increase Number of Library Books	11%	11%	10%	4%	3%	-8%
Respondents	258	197	179	268	178	-80

14

Budget Survey Results

Top Funding Priorities	2023-24	Funding Source
Increase Teacher Supplement	78%	County Expansion Request
Increase Classified Salaries	67%	County Expansion Request
Increase Student Support	43%	COVID Funds
More Teacher Assistants	34%	State Funded
Upgrade School Safety Systems	33%	School Bond Funds / Capital Outlay

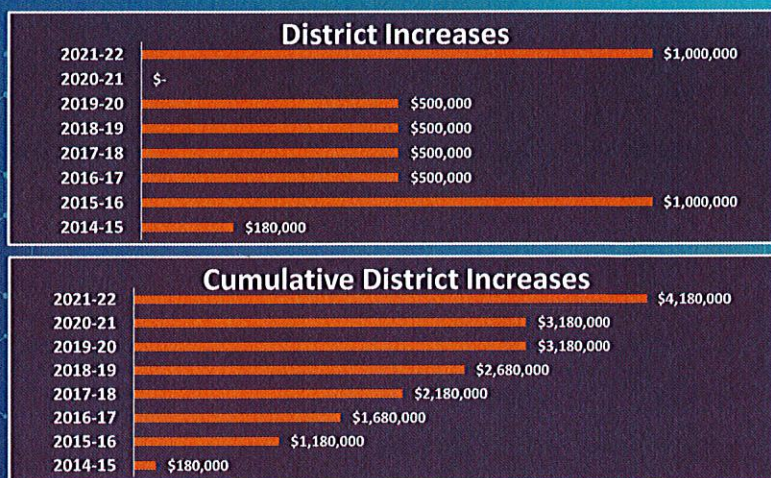
15

Teacher Supplements

- Over the past eight years, the County has increased teacher supplements by **\$4.18 million**
- A **\$500,000** increase in teacher supplements would improve net average annual supplements by about \$180 per teacher
- There was **no increase in teacher supplements** for 2020-2021 due to the impact of the pandemic on local sales tax revenues

16

Teacher Supplements



17

Budget Survey Results

Why are Increasing Teacher Supplements Still Our #1 Funding Priority?



18

Local Teacher Supplements

Similar Size Districts (ADM)	Average Supplement
New Hanover County (25,082)	\$ 8,663
Buncombe County (22,041)	8,183
Durham County (31,124)	7,543
Johnston County (36,838)	5,494
State Avg. Local Teacher Supplement	5,123
Cabarrus County (34,674)	4,700
Union County (41,196)	4,405
Onslow County (27,768)	4,374
Gaston County (29,936)	3,199

Source: DPI FY 2021-2022 Table 20 for Average Supplement and
DPI FY 2021-2022 Table 10 for ADM

19

Local Teacher Supplements

Neighboring Districts (ADM)	Average Supplement
Charlotte-Mecklenburg (141,217)	\$ 8,678
State Avg. Local Teacher Supplement	5,123
Cabarrus County (34,674)	4,700
Union County (41,196)	4,405
Lincoln County (11,406)	4,237
Catawba County (15,448)	3,788
Gaston County (29,936)	3,199
Iredell-Statesville Schools (20,516)	3,010
Rowan-Salisbury County (18,000)	2,888
Cleveland County (14,011)	1,933

Source: DPI FY 2021-2022 Table 20 for Average Supplement and
DPI FY 2021-2022 Table 10 for ADM

20

Other Funding Priorities

Increased Classified Salaries

WHY - Inflation increased significantly in 2021 and has negatively impacted employee purchasing power

- Minimum hourly pay rate from \$7.25 to \$13.00 in 2021 and \$15.00 in 2022
- GCS implemented experience steps for hourly employees
- GCS moved from monthly pay to bi-weekly pay

21

Other Funding Priorities

Increased Student Support

WHY - Mental health concerns are increasing and are prevalent throughout our society

- State is increasing allotments and pay for student support personnel (social workers, school counselors, etc.)
- We have added nursing position at all schools paid using COVID funding – some staff and some contract

22

Other Funding Priorities

More Teacher Assistants (TAs)

WHY – Increased workload and stress in our schools can be reduced with additional qualified personnel

- Increased minimum hourly rate from \$14.00 in 2021 to \$16.00 in 2022
- Implemented experience steps in 2020
- Increased from a 200-day calendar to a 215-day calendar around 2019

23

Other Funding Priorities

Upgraded School Safety Systems

WHY – Multiple accounts of school violence have occurred throughout the Country

- Increased pay rate by \$0.50 per hour for SROs and after hours security
- Additional metal detectors and upgraded digital radios at schools
- Continue to upgrade our camera, intercom and alarm systems at our schools

24

Looking Ahead

- Continue to address **student achievement gap** caused by the pandemic
- Continue to improve **security** systems, devices and procedures at our schools
- Issue new **Chromebooks** to all rising 2nd, 6th and 9th grade students (approx. 6,900 students)
- Continue to employ **COVID-related safety protocols**

25

Funding Options

- Request additional funding from the **Gaston County Commissioners**
- Apply to receive **grant funding**
- Implement additional **cost saving measures** and use savings for new initiatives
- **Move funding** from one initiative to another
- Use a portion of the **unassigned fund balance**

26

County Funding Request

- Our County budget operating request for 2022-23 was **\$54.9 million**
- The County funded **\$53.3 million (97%)** of our operating request
- About **10%** of County funds are remitted to charter schools based on their current enrollment

27

Budget Risks

- Declining student enrollment and/or increasing charter school enrollment
- Inflationary increases in good and services
- State budget uncertainty for public education
- Increases in employer benefit costs
- Future County funding of expenses currently paid from ESSER funding
- Future pandemic related expenditures

28

Capital Outlay

2



Capital Outlay

Capital Outlay is used for the following purposes:

- Roofing Repairs
- HVAC
- Vehicles
- Plumbing
- Site Improvements
- Electrical
- Technology
- Furniture
- Life Safety
- Other Maintenance

30

Capital Outlay

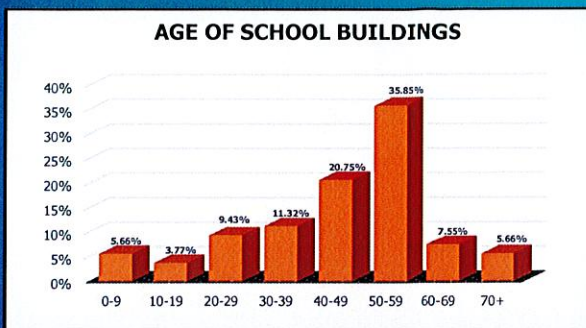
Routine Maintenance Costs Are Affected By:

- Age of the Buildings
- Quality and Experience of Custodial Staff
- Training of Custodial Staff
- Deferred Maintenance Backlog

31

Age of Buildings

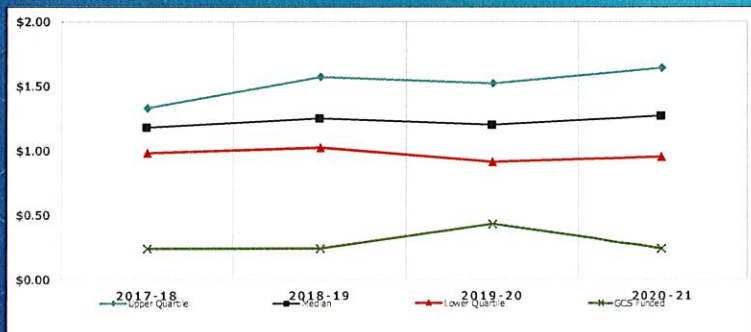
Wtd Avg Age (Years)	Number of Schools
0-9	3
10-19	2
20-29	5
30-39	6
40-49	11
50-59	19
60-69	4
70+	3
Total	53



70% of our school buildings have a weighted average age of 40 years or older

32

Maintenance Cost per Square Foot



	2017-18	2018-19	2019-20	2020-21
Upper Quartile	\$ 1.33	\$ 1.57	\$ 1.52	\$ 1.64
Median	1.18	1.25	1.20	1.27
Lower Quartile	0.98	1.02	0.91	0.95
GCS Funded	0.24	0.24	0.43	0.24

Source: Managing for Results in America's Great City Schools – 2022 (results from fiscal year 2020-2021)

33


Capital Outlay Request

- Schools and administrative buildings amount to about **5.1 million square feet**
- This year we received \$2.2 million in capital outlay, or about **\$0.44 per square foot**
- We requested \$6.3 million in capital outlay for 2022-23. This request amounted to **\$1.23 per square foot**

34

Funding / Expenses

3



Types of Funding

Who Determines the Level of School Funding?

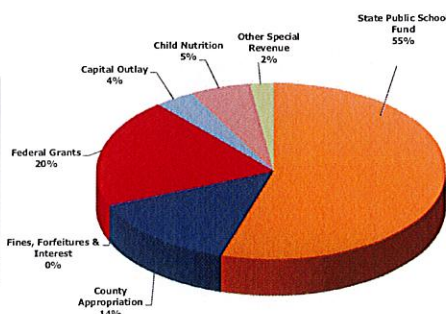
- NC General Assembly and DPI
- Gaston County Commissioners
- Federal Agencies (Medicaid, USDA, etc.)
- Various Federal, State and Local Grants

Operating funds are largely driven by student population and identified needs (economic factors, disabilities, etc.)

36

Operating Budget - Revenues

SOURCES OF REVENUE	
State Public School Fund	\$ 207,728,799
County Appropriation	52,501,704
Fines, Forfeitures & Interest	750,000
Federal Grants	75,081,040
Regular Grants \$	2,201,784
COVID Funds \$	72,879,256
Capital Outlay	13,739,098
Child Nutrition	21,090,500
Other Special Revenue	8,259,577
TOTAL	\$ 379,150,718



Represents the FY 2022-23 beginning operating budget as of July 1, 2022

37

Per Pupil Funding

School District Name	State	Federal	Local	Total
Durham County Schools	\$7,583	\$2,314	\$4,608	\$14,505
New Hanover County Schools	\$7,280	\$1,760	\$3,923	\$12,963
Buncombe County Schools	\$7,414	\$2,209	\$3,014	\$12,637
Cleveland County Schools	\$7,753	\$1,562	\$2,218	\$11,533
Rowan-Salisbury County Schools	\$7,508	\$1,342	\$2,476	\$11,326
Charlotte-Mecklenburg County Schools	\$6,943	\$1,246	\$3,124	\$11,313
Catawba County Schools	\$7,067	\$1,872	\$1,902	\$10,841
Iredell-Statesville Schools	\$6,713	\$1,919	\$2,200	\$10,832
Gaston County Schools	\$7,150	\$1,527	\$1,869	\$10,546
Cabarrus County Schools	\$6,800	\$1,032	\$2,545	\$10,377
Johnston County Schools	\$7,078	\$1,343	\$1,895	\$10,316
Union County Schools	\$6,512	\$1,174	\$2,568	\$10,254
Onslow County Schools	\$6,778	\$1,393	\$2,074	\$10,245
Lincoln County Schools	\$6,918	\$1,366	\$1,760	\$10,044

Source: DPI FY 2021-2022 Table 25 - Per Pupil Expenditure Ranking (Child Nutrition Excluded)

Peer Group includes LEAs that are comparable in either size and/or geographic location

38

Local Per Pupil Funding

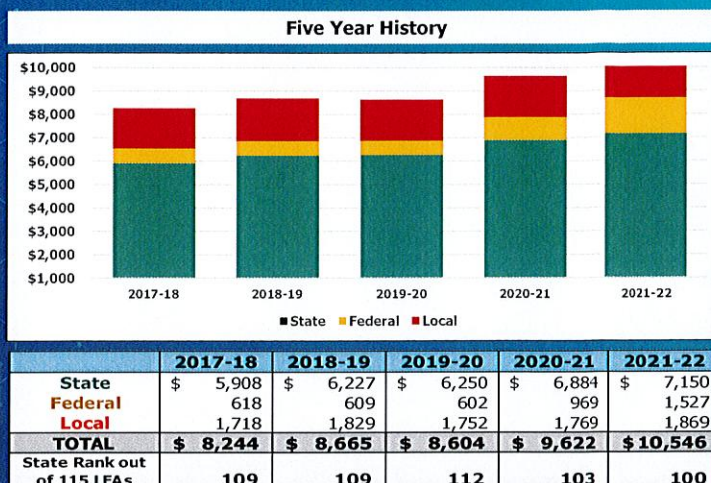
School District Name	2018	2019	2020	2021	2022
Durham County Schools	5	6	5	5	4
New Hanover County Schools	12	8	11	10	8
Charlotte-Mecklenburg County Schools	25	23	17	17	18
Buncombe County Schools	15	14	14	15	19
Union County Schools	31	31	30	37	32
Cabarrus County Schools	49	46	39	30	33
Rowan-Salisbury County Schools	30	42	37	32	35
Cleveland County Schools	53	72	68	46	53
Iredell-Statesville Schools	57	71	70	54	55
Onslow County Schools	36	44	42	34	68
Catawba County Schools	85	76	66	71	81
Johnston County Schools	72	62	74	85	82
Gaston County Schools	77	75	71	70	84
Lincoln County Schools	91	99	83	80	92

Source: DPI FY 2021-2022 Table 25 - Local Per Pupil Expenditure Ranking (Child Nutrition Excluded)

Peer Group includes LEAs that are comparable in either size and/or geographic location

39

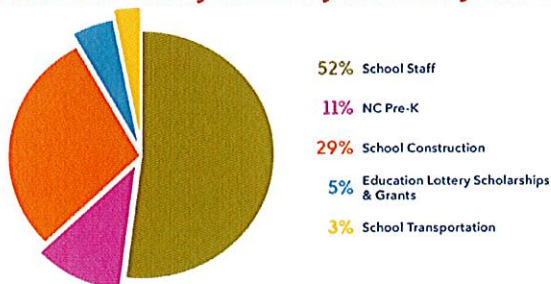
Per Pupil Funding



40

State Lottery Proceeds

Here's how the money raised by the lottery was used last year:



Gaston County received **\$2.4 million** in 2021 which was used to pay interest on school bond debt

Source: Fiscal Research Division of the NC General Assembly

41

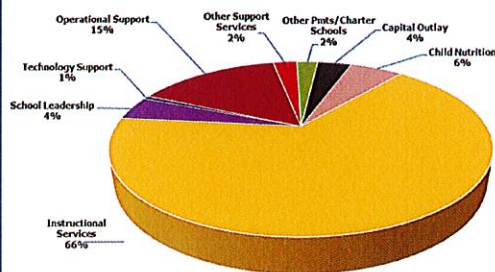
Operating Expenses

What is included in Operating Expenses?

- Employee salaries and benefits
- Instructional supplies and programs
- Technology - hardware, software, wireless, etc.
- Transportation - yellow buses, white buses, contract transportation
- School nutrition - lunch and breakfast
- Utilities

42

Operating Budget - Expenses



BUDGETED EXPENDITURES	
Instructional Services	\$ 248,940,643
School Leadership	16,769,065
Technology Support	2,420,037
Operational Support	57,474,310
Other Support Services	9,595,080
Other Pmts/Charter Schools	8,648,159
Capital Outlay	13,739,098
Child Nutrition	21,564,326
TOTAL	\$379,150,718

Represents the FY 2022-23 beginning operating budget as of July 1, 2022

43

COVID Allotments

Remaining COVID Allotments (as of 12/31/22):

ARP	\$ 2.8 million	expires September 30, 2024
ESSER II	\$ 8.2 million	expires September 30, 2024
ESSER III	\$ 51.2 million	expires September 30, 2025
Total	\$ 62.2 million	remaining


All remaining COVID allotments have been
BUDGETED with DPI review and approval

44

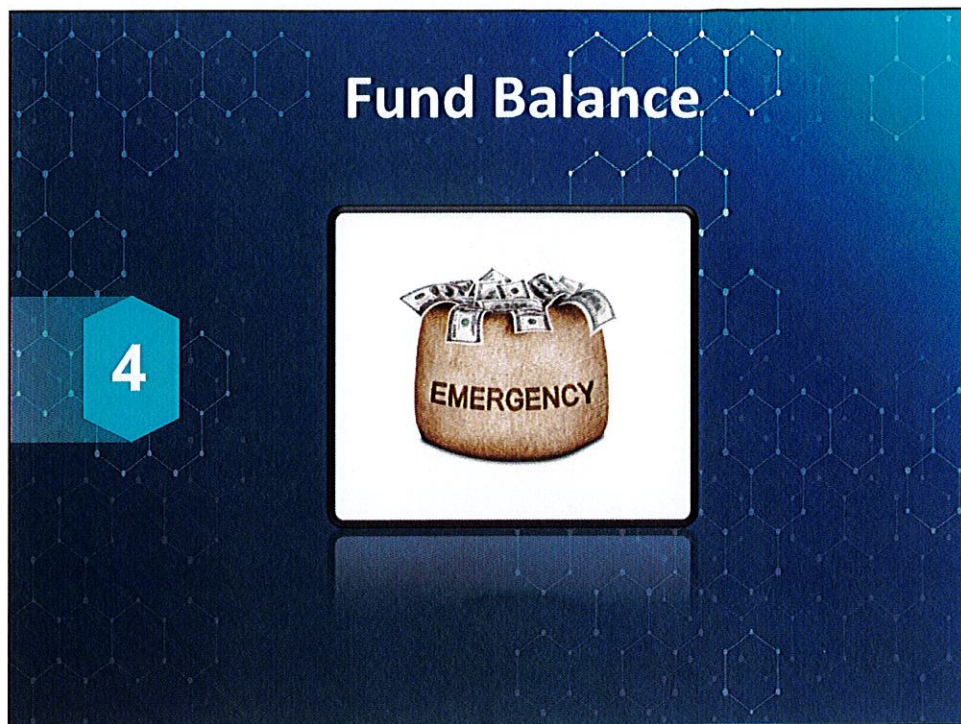
COVID Expenses

COVID Funds have been used for:

- Chromebooks and Wi-Fi access devices for students
- Books, printed materials, and supplies
- Summer learning program and after school tutors
- Online learning materials
- School nutrition financial support
- Nurses, EC student support, etc.
- COVID retention bonuses
- Additional teaching allotments
- Dedicated substitute teachers
- Air purifiers for all classrooms
- Contracted custodial services



45



Fund Balance

Why is a sufficient fund balance important?

Fund balance can be used to protect educational opportunities for our children in the event of some type of financial disruption. It also provides money for unanticipated repairs, fluctuations in spending or catastrophic events.

There are risks associated with funding on-going costs with fund balance or holding too much money in fund balance.

47

Fund Balance

How much is our Unassigned Fund Balance?

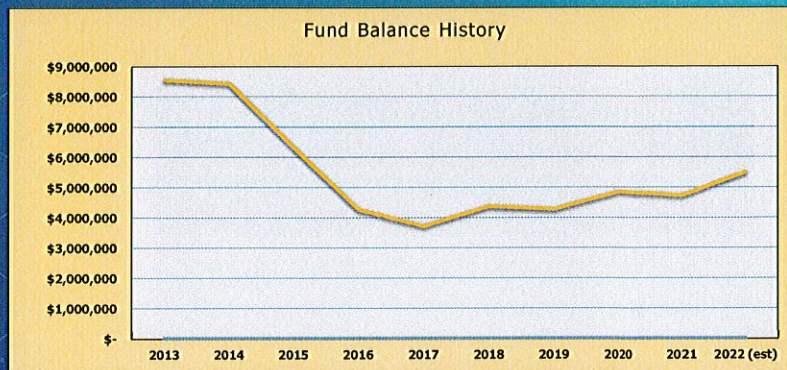
\$5,500,000

(estimate for June 30, 2022)



48

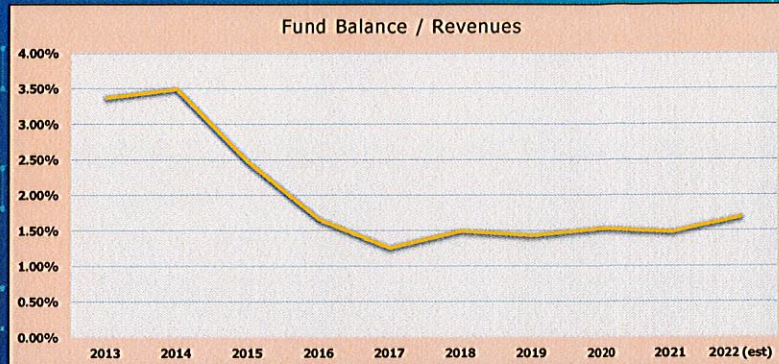
Fund Balance History



	2013	2014	2015	2016	2017
Unassigned Fund Balance	8,543,572	8,421,435	6,299,324	4,267,131	3,713,330
Change in Fund Balance	1,733,190	(122,137)	(2,122,111)	(2,032,193)	(553,801)
	2018	2019	2020	2021	2022 (est)
Unassigned Fund Balance	4,371,959	4,277,089	4,851,995	4,722,972	5,500,000
Change in Fund Balance	658,629	(94,870)	574,906	(129,023)	777,028

49

Fund Balance / Revenues



	2013	2014	2015	2016	2017
Unassigned Fund Balance	8,543,572	8,421,435	6,299,324	4,267,131	3,713,330
Fund Balance / Revenues	3.37%	3.49%	2.47%	1.66%	1.26%
	2018	2019	2020	2021	2022 (est)
Unassigned Fund Balance	4,371,959	4,277,089	4,851,995	4,722,972	5,500,000
Change in Fund Balance	1.49%	1.43%	1.53%	1.48%	1.69%

50

Fund Balance / Revenues

LEA Name	ADM	Unassigned Fund Balance	Total Revenues	Fund Balance / Revenues
<i>Johnston County Schools</i>	36,838	23,266,768	428,456,858	5.43%
Iredell-Statesville Schools	20,516	10,188,556	216,985,573	4.70%
<i>Cleveland County Schools</i>	14,011	5,364,539	176,479,343	3.04%
Onslow County Schools	27,768	9,193,501	323,859,922	2.84%
Catawba County Schools	15,448	4,480,868	160,298,235	2.80%
Union County Schools	41,196	9,446,925	425,096,282	2.22%
<i>New Hanover County Schools</i>	25,082	6,642,895	348,993,208	1.90%
PEER GROUP AVERAGE	33,794	7,759,947	416,652,700	1.86%
Gaston County Schools	29,936	5,500,000	325,000,000	1.69%
Durham County Schools	31,124	7,680,139	457,969,513	1.68%
Rowan-Salisbury County Schools	18,000	2,653,950	203,775,500	1.30%
Lincoln County Schools	11,406	1,271,716	113,751,930	1.12%
Charlotte-Mecklenberg County Schools	141,217	16,656,000	1,881,361,000	0.89%
Buncombe County Schools	22,041	2,019,050	287,854,917	0.70%
<i>Cabarrus County Schools</i>	34,674	2,014,405	391,602,825	0.51%

Sources: LEA's 2021 and 2022 Annual Financial Report (exhibits 3 and 4) and DPI website (Table 10 – 2023 ADM)

51

Discussion

5




Bond and Capital Projects



15


Bond and Capital Projects - 2022



- Roofing
- Ashbrook High
- Brookside Elementary
- TSS Offices
- East Gaston High
- Mt Holly Middle

16

Bond and Capital Projects - Current



Roofing

- Holbrook Middle
- Kiser Elementary
- Pinewood Elementary
- Bessemer City Middle
- Forestview High
- DRM Building
- Springfield Elementary
- Cramerton Middle
- Lingerfeldt Elementary
- Ashbrook High

17

Bond and Capital Projects - 2022

Auditoriums / Curtains

- South Point High
- Warlick Academy
- W.C. Friday Middle



Covered Walkways

- Lingerfeldt Elementary
- Page Elementary



18

Bond and Capital Projects - Current



Auditoriums / Curtains

- Mt Holly Middle/ Ida Rankin

Covered Walkways

- Holbrook Middle
- W.A. Bess Elementary



19

Bond and Capital Projects - 2022

Paving

- Catawba Heights Elementary
- East Gaston High
- Gardner Park Elementary
- Holbrook Middle
- Hunter Huss High
- New Hope Elementary



20

Bond and Capital Projects - Current



Paving

- South Point High School
- North Gaston High School
- Southwest Middle School
- Kiser Elementary School
- Cramerton Middle School



21

Bond and Capital Projects – 2022/Current

Flooring

- Costner Elementary
- Cramerton Middle
- Ida Rankin Elementary
- Robinson Elementary
- Warlick Academy
- Kiser Elementary
- Chapel Grove
- Carr Elementary
- Brookside Elementary
- East Gaston High




22

Bond and Capital Projects - 2022

Lighting

- Webb Street
- Highland Tech
- Cherryville High
- North Gaston High
- Warlick Academy
- Forestview High




23

Bond and Capital Projects - Current

LED Lighting - Exterior/Interior

- Bessemer City High
- Cramerton Middle
- Forestview High
- Hunter Huss High
- Mt Holly Middle
- North Gaston High
- W.C. Friday Middle



24

Bond and Capital Projects - 2022

Fencing

- Bessemer City Middle
- Chavis Middle
- Cramerton Middle
- Ida Rankin Elementary
- Hunter Huss High
- Lingerfeldt Elementary
- Webb Street School



25

Bond and Capital Projects - Current

Fencing

- Forestview High
- Gardner Park Elementary
- H. H. Beam Elementary
- Kiser Elementary
- North Belmont Elementary
- Robinson Elementary
- Springfield Elementary
- W. A. Bess Elementary




26

Bond and Capital Projects – 2022/Current

School Signage 2022

- Cramerton Middle
- New Hope Elementary
- Robinson Elementary
- Springfield Elementary
- W.A Bess Elementary



Current

- Belmont Central
- Cramerton Middle
- Hawks Nest

27

Bond and Capital Projects - 2022

Drainage Improvements

- Ashbrook High
- Forestview High
- East Gaston High
- John Chavis Middle




28

Bond and Capital Projects - Current


Drainage

- Ashbrook High
- North Gaston High
- Ida Rankin



29

Bond and Capital Projects - 2022



Media Centers

- Gardner Park
- Lingerfeldt Elementary
- Lowell Elementary

30

Media Centers – Elementary

School	Book Shelves	Circulation Desk	Soft Seating	Tables & Chairs	Makers' space	Paint	Carpet	Lighting Ceiling grid	Books
Bessemer City Primary	ordered	ordered	ordered	ordered		done	tiles done	done	
Brookside	done					X	X	X	
Carr			done	done		done	done	done	
Costner						done	done	done	
Chapel Grove	done	X				x	x	done ?	
Cherryville	done	done	done	done		done	done	done	
WA Bess	X	X	X	X		done	done	done	
North Belmont	done	done	?	done		done	done	done	
Lingerfeldt	done	done	done	done 10/2022		done	done	done	done
Sherwood	done	done	X	X		done	done	done	
Lowell	done	done	done 10/2022	done		done	done	done	
Pleasant Ridge	done	done	done	done	done	done	done	done	done
Springfield	done	done	done	done		done	done	done	
Pinewood	done		done	done		done	done	done	
HH Beam	done	done	done	done		done	done	done	done
Hawks Nest	done	done	done		done	done	done	done	done
Tryon	done	X		done		done	done	done	
Woodhill	done			done		done	done	done	done


31

Media Centers – Middle / High

School	Book Shelves	Circulation Desk	Soft Seating	Tables & Chairs	Makers' space	Paint	Carpet	Lighting Ceiling grid	Books
Bessemer City Middle			done						
(John) Chavis Middle	done	X	done	done	done	done	done	done	
Cramerton Middle	Next Renovation Project slated for 2023 ???								
(WC) Friday Middle	done	X	done	done	done	done	done	done	
Grier Middle	New Construction Due to Start Summer of 2023 ???								
Holbrook Middle	done	done	done	X	done	done	done	done	done
Mount Holly Middle	ordered	ordered	ordered	ordered	ordered	in process	in process	in process	
Southwest Middle	done	X		done		done	done	done	
Stanley Middle	done	done	done	done	done	done	done	done	done
York Chester Middle	done	done	done	done	done	done	done	done	done
Ashbrook High	done	done	done	done	done	done	done	done	done
Bessemer City High									
Cherryville High						done	done	done	
East Gaston High				done	done	done	done	done	
Forestview High	Next Renovation Project slated for 2023 ??								
Highland Tech	done		done		done	scheduled	scheduled	scheduled	done
Hunter Huss High	done	done	done	done		done	done	done	
North Gaston High									
South Point High	done	done	done	done		done	done	done	
Stuart Cramer High	done	done	done	done	done	done	done	done	done

32

Bond and Capital Projects - Current



Media Centers

- Bessemer City Primary
- Bessemer City Central
- Chapel Grove Elementary
- Cramerton Middle
- Mt Holly Middle

33

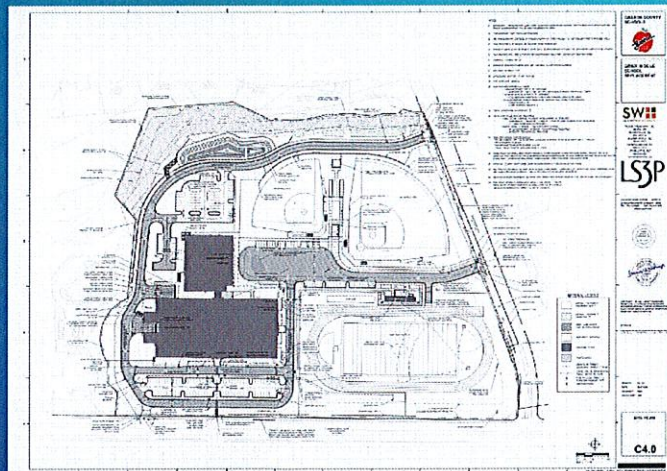
Bond and Capital Projects - 2021/Current

New School

- Grier Middle School

Athletic Construction / Renovation

- Hunter Huss High
- South Point High



34

Bond and Capital Projects - 2022

Sand/Top Dress Football/Soccer Fields


- Ashbrook High
- Cherryville High
- Highland Tech
- Hunter Huss High

Sand/Top Dress Softball Field

- South Point High

Sand/Top Dress Practice Field

- Stuart Cramer High



35

Bond and Capital Projects - 2022

Softball Renovation

- Bessemer City High
- Forestview High
- North Gaston High

Football/Soccer Field Renovation

- East Gaston High

Irrigation/Drainage Repair

- Hunter Huss High
- Forestview High
- North Gaston High



36

Bond and Capital Projects - 2022

Sand/Top Dress Football/Soccer Fields

- Bessemer City Middle
- Cramerton Middle
- Holbrook Middle
- John Chavis Middle
- Mount Holly Middle
- Southwest Middle
- Stanley Middle
- W.C. Friday Middle
- York Chester Middle



37

Bond and Capital Projects - Current Athletic Fields

Sand/Top Dress/Renovate

- North Gaston Stadium Field
- South Point Practice Field

Irrigation and Drainage

- Ashbrook Soccer Field
- Bessemer City Stadium Field
- Forestview High Stadium Field




38

Bond and Capital Projects - Current Athletic Fields

Softball Field Renovation

- Cherryville High
- East Gaston High
- Hunter Huss High
- Highland Tech



Potential Track/Stadium Work

- Stuart Cramer High
- North Gaston High



Continue Maintenance Programs

- All High School Stadium Fields

39

Stuart Cramer High School

Wall Repair/Replacement

- H2L Consulting Engineers
Creating a Design
- Sub-Contractors
Gray Surveying
Earth Improvement Technology
Terracon Consultants, Inc.
- Attorneys

40

Stanley Middle School

Roof Repair/Replacement

- Warranty Reporting
- Meeting: General Contractor; Manufacturer; Installer and Attorneys
- Documentation: Location; Leaks, and Damage
- Currently Repair Working Towards a Replacement
- Continue to Work with School and Principal

41

2023 Board Retreat

Questions?



42