

Parent Guide

FOR ENGLISH LANGUAGE ARTS

ELA Standards' Expectations

Get an in-depth look of what skills your child will be learning in seventh grade!

Reading and Writing Strategies

Ideas and resources to help your child read and write at home!

SEVENTH GRADE



02

Introduction to the NC Standard Course of Study



03

ELA Standards' Expectations for Seventh Grade



16

Reading Strategies



22

Writing Strategies



25

Resources for Learning Outside of School



Welcome!

This guide provides an overview of what your child will learn by the end of seventh grade in English Language Arts (ELA), as well as strategies and resources for learning outside of school.

This guide includes:

- an introduction to the NC English Language Arts Standard Course of Study
- an explanation of the skills your child is learning in seventh grade
- reading strategies for learning outside of school
- writing strategies for learning outside of school
- websites to support your child's learning



INTRODUCTION TO THE NORTH CAROLINA STANDARD COURSE OF STUDY FOR ELA

The NC standards are divided into 4 strands:

- Reading
 - o Foundational Skills (K-5)
 - o Reading Literature
 - o Reading Informational Text
- Writing
- Speaking and Listening
- Language

In April 2017, the North Carolina State Board of Education adopted new ELA standards for grades K-12. The Standard Course of Study describes what students should know, understand, and be able to do by the end of each grade level. How these standards are taught is decided at a district level.

The NC Standard Course of Study has a new format that includes:

- **Standards** with bolded terms
- **Clarification** of the standards with suggestions for instruction, explanations, and examples
- **Glossary** that defines the bolded terms from the Standards

The NC Standard Course of Study was developed based on feedback provided from the following:

- Parents
- Community Members
- Business/Industry Professionals
- Higher Education Faculty
- Educators (teachers, administrators, curriculum specialists)

Example of the new format

Reading Standards for Informational Text

STANDARD		CLARIFICATION	GLOSSARY
Cluster: Key Ideas and Evidence			
RI.7.1	Cite several pieces of textual evidence to support analysis of what the text says explicitly as well as inferences drawn from the text.	<p>Students use multiple pieces of evidence from the text to support their analyses of what the text directly and indirectly states.</p> <p><i>In the Classroom:</i> The teacher provides students with a text-dependent question and informs students how many pieces of evidence they must find in the text to support their answers. Students collect their evidence in two column notes. The left column is labeled "The Text Says" and the right column is labeled "I Say." The evidence appears in the left column, and students explain how the evidence supports their answers in the right column.</p> <p>The teacher provides students with an inference. Students re-read the text and highlight several pieces of textual evidence that support the inference.</p>	<p>analysis- a detailed examination of the components of a subject to understand its meaning and/or nature as a whole</p> <p>evidence – facts and/or information (quotes, statistics, graphs, etc.) presented together as a body of support for a claim or value statement.</p> <p>explicit, explicitly – stated clearly and directly, leaving no room for confusion or interpretation</p> <p>inference – a conclusion derived from logical reasoning following an investigation of available evidence</p> <p>text – anything that students can read, write, view, listen to, or explore, including books, photographs, films, articles, music, art, and more</p> <p>textual evidence – evidence found within a particular text used to support or explain</p>



ELA Standards' Expectations for Seventh Grade

This section focuses on the key skills your child will learn throughout seventh grade, which build a solid foundation for success in later grades. The skills in each strand are broken down into topics. If your child is meeting the expectations outlined here, he or she will be well prepared for eighth grade. The ELA Standards' expectations for seventh grade include:



Reading Literature

Key Ideas and Evidence

Students:

- cite several pieces of evidence from the text to support analysis of what the text says
- cite several pieces of evidence from the text when making inferences
- determine the theme and analyze how it is developed
- provide an objective summary of the text
- analyze how elements (setting, character, plot) of a text interact

Craft and Structure

Students:

- understand the meaning of words and phrases in a text
- analyze how specific rhymes and repetitions impact the meaning and tone of the text
- analyze how a text's form or structure contributes to its meaning
- analyze how an author develops and contrasts different perspectives



Reading Literature

Integration of Ideas and Analysis

Students:

- compare and contrast a written story to an audio, video, or live version of the same story
- compare and contrast a fictional portrayal of a time, place, or character with an historical account

Range of Reading and the Level of Complexity

Students:

- read and understand texts appropriate for seventh grade independently and for a sustained period of time
- connect background knowledge and experiences to texts



Reading Informational



Key Ideas and Evidence

Students:

- cite several pieces of evidence from the text to support analysis of what the text says
- cite several pieces of evidence from the text when making inferences
- determine two or more central ideas and analyze how they are developed
- provide an objective summary of the text
- analyze the interactions between individuals, events, and ideas in a text

Craft and Structure

Students:

- understand the meaning of words and phrases in texts on seventh grade topics
- analyze how specific words impact the meaning and tone
- analyze how particular sentences, paragraphs, chapters, or sections fit into the overall structure
- analyze the structure the author used to organize the text
- determine an author's point of view or purpose
- analyze how the author distinguishes his or her point of view from that of others



Reading Informational



Integration of Ideas and Analysis

Students:

- compare and contrast a text to the audio, video, or live version of the text
- trace and evaluate the argument and claims in a text
- tell if the claims are sound and if the evidence is relevant and sufficient
- analyze how two or more authors, writing about the same topic, present ideas, information, and evidence

Range of Reading and the Level of Complexity

Students:

- read and understand texts appropriate for seventh grade independently and for a sustained period of time
- connect background knowledge and experiences to texts



Writing



Text Types, Purposes, and Publishing

Students:

- organize information and ideas based on a topic to plan and prepare to write
- write **argument** pieces that:
 - clearly introduces the claim
 - acknowledge opposing claims
 - support the claim with organized, clear, logical, and relevant reasons/evidence
 - use credible sources, use words that create cohesion
 - use words that clarify the relationship between the claim and reasons
 - maintain a formal style
 - provide a concluding statement



Writing



Text Types, Purposes, and Publishing con't

Students:

- write **informative** pieces that:
 - clearly introduce a topic
 - organize ideas, concepts, and information by using definitions, classifications, comparisons, and causes/effects
 - use relevant facts, definitions, concrete details, examples, and quotations to develop the topic
 - use appropriate transitions to clarify relationships and create cohesion
 - use precise language and vocabulary
 - maintain a formal style
 - provide a concluding statement



Writing



Text Types, Purposes, and Publishing con't

Students:

- write **narrative** pieces that:
 - develop real or imagined events
 - establish context and point of view
 - introduce the characters/narrator
 - organize the sequence of events
 - use dialogue, descriptions, pacing, and reflection to develop events and/or characters
 - use words that help sequence the events, show relationships, and/or signal a shift in time
 - use precise words/phrases
 - use descriptive details and sensory details to convey experiences
 - provide a conclusion
- revise and edit based on peer and adult feedback (with some guidance and support)
- use digital tools to produce and publish their writing
- use digital tools to link to/cite sources, as well as collaborate and interact with others



Writing



Research

Students:

- conduct short research projects to answer a question (using several sources) and to generate questions for further research
- gather information from multiple print and digital sources
- use search terms
- assess the credibility of sources
- quote or paraphrase information from the sources (avoiding plagiarism)
- provide citations



Speaking and Listening

////////////////////////////////////

Collaboration and Communication

Students:

- follow predetermined rules to discuss grade level texts and topics
- track progress towards specific goals/deadlines and define individual roles for discussions
- come prepared for discussions by having read or studied the material
- refer to the text and/or studied material when discussing the topic
- ask and answer questions
- comment with relevant observations and ideas
- acknowledge new information and adjust their views when applicable
- analyze the main ideas and supporting details presented in different formats and explain how they clarify the studied topic or text
- delineate a speaker's argument and specific claims
- evaluate the soundness, relevancy, and sufficiency of evidence



Speaking and Listening

////////////////////////////////////

Presentation of Knowledge and Ideas

Students:

- present claims and findings in a focused manner
- use appropriate and relevant descriptions, facts, details, and examples
- adjust their speech based on the context and task
- include multimedia components and visuals in presentations to clarify claims



Language

Conventions of Standard English

Students:

- demonstrate understanding of progressively more difficult standard grammar rules and parts of speech, expanding on their previous work with nouns, verbs, adjectives, conjunctions, prepositions, etc.
- produce complete sentences and questions, as well as use conventions such as punctuation and spelling

Knowledge of Language

Students:

- choose words that express ideas precisely and concisely

Vocabulary Acquisition and Use

Students:

- determine the meaning of unknown and multiple meaning words in seventh grade level books using context clues, word parts, reference materials, and noting how words are related
- interpret figures of speech found in a text
- distinguish the connotations of words with similar denotations such as refined, respectful, polite
- use grade-appropriate words and phrases



Language

Language Standards 1 and 2 include two continuums, one for grammar and one for conventions. The skills within each continuum are arranged by grade band rather than by individual grades so you will notice that your child will be working with the same skills in multiple grades, but the activities and texts will become more complex. In the lower grade of the band, the teacher is introducing and modeling the skill. In the higher grades of the band, students are applying the skill to more complex text as they work toward mastery. Students practice each skill and apply what they have learned to their writing.

Portion of the continuum for Language Standard 1

Language Standard 1 - Grammar Continuum


SKILL	K-1	2-3	4-5	6-8	9-12
Subject/Verb Agreement	<ul style="list-style-type: none">Use singular and plural nouns with matching verbs in basic sentences	<ul style="list-style-type: none">Ensure subject/verb agreement	<ul style="list-style-type: none">Continue to ensure subject/verb agreement	<ul style="list-style-type: none">Continue to ensure subject/verb agreement	Students apply grammar and usage skills to create a unique style and voice when writing or speaking with increasing sophistication and effect in grades 9-12. Skills taught in previous grades should be reinforced and expanded.
Nouns	<ul style="list-style-type: none">Form frequently occurring nouns; form regular plural nouns (/s/ or /es/)Use common, proper, & possessive nouns	<ul style="list-style-type: none">Explain the function of nounsUse collective nouns (such as <i>group</i>)Form and use frequently occurring regular and irregular plural nouns	<ul style="list-style-type: none">Use abstract nouns (such as <i>courage</i>)Continue to use regular and irregular plural nouns		

Reading Strategies

Reading outside of school provides the additional support and encouragement that allows students to create a deep passion for reading, to deepen their comprehension skills, and to build a broad vocabulary knowledge. Reading strategies can be developed and used before, during, and after reading takes place. These strategies reinforce what your student is learning in seventh grade.


Activities to do at home:

- Provide a time and space for your child to read every day.
- Read about an event you and your child attended, or write your own accounts of an event you shared. Read the two pieces and then compare the differences between them, like the perspectives from which they were written.
- Read to your child or have your child read to you every day. Reading aloud to children, of all ages, provides opportunities to discuss more challenging and complex plots and themes which builds critical thinking skills.
- If students are auditory learners, listening to audiobooks helps many students to comprehend and interact with the text. Various websites have collections of audiobooks that students can use. Public libraries also have collections of audiobooks students may checkout online or at a physical location.




Reading Strategies

- Slowly and deliberately read and then re-read complex texts.
- Start a family book club. Let different members of the family pick the book. This could be a good way to enjoy quality family time while experiencing the joy of reading together!
- Make a short video book review of a book being read.
- Ask your child to summarize what he/she read and tell what he/she learned from what was read. This could be connected to something in real life, another reading, or to events happening in the world.
- Talk about current events together. Discuss with your child so he/she understands what is happening and how it connects to him/her, other events that he/she may have seen or read about, and other areas of the community.
- Read the same book as your child independently, together, or a combination of both. Talk about the books as you read them, reviewing main ideas and plots and expressing your opinions on the book. Then read an additional book or books on the same subject and compare and contrast how the books both dealt with the same issue. For example, read two fiction books about family, or two different texts about the same historical event or non-fiction topic.




Reading Strategies

- Find a series that interests your child and begin to read it together. You can read to your child, your child can read to you, and he/she can read a chapter independently. You and your child can interview each other as you read — ask about main ideas, events, and thoughts you each have about the books and characters.
- Visit the local library and make reading fun for the entire family.
- Give your child opportunities to participate in new experiences. Visit museums, the zoo, theaters, historical sites, aquariums, etc. to help build your child's vocabulary and speaking skills.
- Consult paraphrased/translated versions of complex texts. Students can find the original text and a corresponding modern translation online and in print. This will help students understand and appreciate the language and comprehend the plot, characters, and themes.
- Read books/magazines for enjoyment outside of class. Regular trips to the library for books, not computer time, will encourage students to read, which will strengthen their comprehension skills.




Reading Strategies

- Students can annotate the actual text by jotting information in the margins if they have their own copies of the text or take notes on another sheet of paper. When annotating, students may note the following:
 - *A brief summary for each chapter or page to verify comprehension
 - *Questions about events, characters, and parts of the text the student did not understand
 - *Quotes that are important to the text or confusing
 - *Literary techniques that appear to recur in the text
 - *Predictions about what will happen in the text
 - *Opinions about characters, their choices, or other events in the text
 - *Connections to current events, other texts, movies, songs
- Students may develop graphic organizers themselves or receive them from teachers. Important information to include in the graphic organizers - sections for setting, characters, plot, summary, and questions. Students may use graphic organizers such as Cornell Notes, webs (circles or squares of information), or just a bulleted list of notes. Graphic organizers help students organize their thinking.
- Possible questions/prompts to ask as or after your child reads:
 - o Why did the author write this?
 - o What textual evidence did you find to support your analysis of the text?




Reading Strategies

- Possible questions/prompts to ask as or after your child reads can't:
 - o What can you infer from what you have read so far?
 - o What is the theme of the story? What details help you understand the theme?
 - o How does the plot unfold?
 - o Describe the problem. How was it solved?
 - o What do you think the author is trying to say when he/she uses the word/phrase ____?
 - o What clues can you find in the sentence or paragraph that help you figure out the meaning of _____?
 - o What perspective does each character have?
 - o How does the book compare to the audio or video version?
 - o How does the author's portrayal of the character compare to historical accounts?
 - o What genres do you like to read? Why?
 - o Who is your favorite author? Why?
 - o Summarize the text.
 - o What evidence from the text explains or supports the inference you made?
 - o What is the central idea of the text?



Reading Strategies

- Possible questions/prompts to ask as or after your child reads can't:
 - o What text features are in this book?
 - o What is the author's point of view or purpose? How do you know?
 - o What does the word _____ mean in this sentence?
 - o What did you do to help you figure out an unknown word?
 - o How does the author develop his/her argument? What reasons support that argument?
 - o What strategies can you use when you don't understand the text?



Writing Strategies

Writing to express opinions, provide information, and/or create a story goes far beyond letter formation and spelling rules. In school, students are learning the writing process. Out of school, help is needed to reinforce, encourage, and support students in their writing process. Writing out of school provides a connection between writing and everyday experiences. These strategies reinforce what your student is learning in seventh grade.

Activities to do at home:

- Keeping a notebook of ideas for use in future writings.
- Writing in a journal to record events and thoughts.
- Keeping a response journal to record short responses to things read or watched. These journals may include one or more of the following about what was read or watched:
 - o Summary (Try to write a summary with key details)
 - o Questions (I wonder about . . . What would happen if . . .)
 - o Predictions (I think . . . will happen, because . . .)
 - o Connections (This made me remember a time . . . This was similar to something else I read or watched. This took place in a similar location to . . .)
 - o Quotes (The quote that seemed important to me was . . . because . . .)



Writing Strategies

- Writing for a real purpose and/or audience:
 - * Thank you notes
 - * Quick note or email to relatives about family news
 - * Contributing to a family website
- When available, suggest that your child participate in a writing contest. Local and national contests are often found online with submission details.
- Discuss family stories and history. Encourage your child to ask questions. Work together with your child to create a book, magazine, poem, short story, newspaper article, pamphlet, or other written narrative of your family's history.
- Encourage your child to draw and/or write his/her own version of a favorite story. Or, encourage your child to create or write a next chapter (or page) for his/her favorite book.
- When your child asks a question, research the answer together using books or computers (under your supervision). Then create an informative poster or collage which tells the question, the answer, and uses both texts and illustrations to show what they learned.



Writing Strategies

- Help your child choose something that he/she wants to do or learn to do. Work with your child to research information related to the topic chosen. Ask your child to create a brochure, flyer, or “How To” manual or guide describing/explaining the topic, or how to do something. Then, together, you and your child can follow the guide to do or learn to do the chosen topic.
- Urge your child to use logical arguments to defend his/ her opinion. If your child wants a raise in allowance, ask him/her to research and then based on that research, explain reasons why he/she should have a raise in allowance.
- Under your supervision, begin to help your child use a computer to research a topic or communicate with friends and family. Your child can also use the computer to write his own pieces or pieces you write together.



Resources for Learning Outside of School

At home, you play an important role in your student's academic success. You are a valuable resource for your child. The websites provided below are not an all-inclusive list, but are intended to provide quality resources for you to support your child's learning. Each box is linked.

**Parent and
afterschool
resources
are provided
by grades**

**Parent guide
to reading for
ages 11-13**

**Reading
resources
for parents**

**Choose
articles based
on current
events**

**Innovative
ways for
parents to
model good
reading habits**

**Key
components
of middle
school
reading**

**Ways to
motivate your
teen to read**

**Adolescent
Literacy**

**NCDPI ELA
Parent
Resources
Page**