

1ST GRADE UNIT GUIDE

MARCH


Math

MD.2-Measuring lengths with non-standard units.


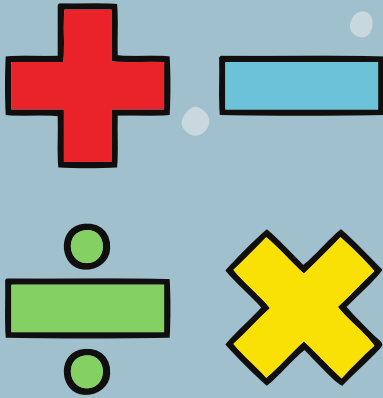
Line up the edge of the first paper clip with the edge of the pencil.



Do not overlap the paper clips.



Do not leave any gaps.




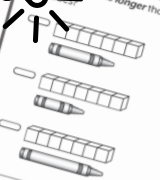
Vocabulary


- length
- length unit
- nonstandard unit
- iterating


Activity


Instruction
Concept Practice

1. Leah measures her toothbrush with tiles.
How many tiles long is the toothbrush?


2. Mike measures crayons with cubes.
Which crayon is longer than _____ tiles?


3. Circle the correct way to measure a worm with paper clips.


4. Which object is about 4 squares long?


5. Draw an X on the set of items that is best for measuring length.


Explain why.

166 Copying permission for classroom use. MATH | LEVEL 1 ©Curriculum Associates, LLC

